

OUTDOOR POWER SUPPLY

Power Supply

200W AC/DC

Outdoor Power Supply

PS200-24-ACDC, PS200-48-ACDC



TYPICAL SPECIFICATIONS

Electrical Specifications

Input voltage	95 ~ 265 VAC
Input frequency	47 ~ 63 Hz
Rated current	
PS200-24-ACDC	8.4A
PS200-48-ACDC	4.2A
Output power	200W
Output voltage	
PS200-24-ACDC	+24VDC
PS200-48-ACDC	+48VDC
Output voltage regulation	±2% of output voltage for input voltage and load
Output voltage ripple & noise	±1% of output voltage

Environmental Specifications

Operating temperature	-30 to +50 °C
-----------------------	---------------

Mechanical Specifications

Input Interface (3-pin)	MS3102A-14S-1P
Output Interface (2-pin)	MS3102A-14S-9P
Dimension	254(L) x 159(W) x 80(H) mm
Weight	3.0kg
Color	White
Cooling	No fan

Applications

1. Used to provide DC power for BUC
2. Environmentally sealed and moisture resistant

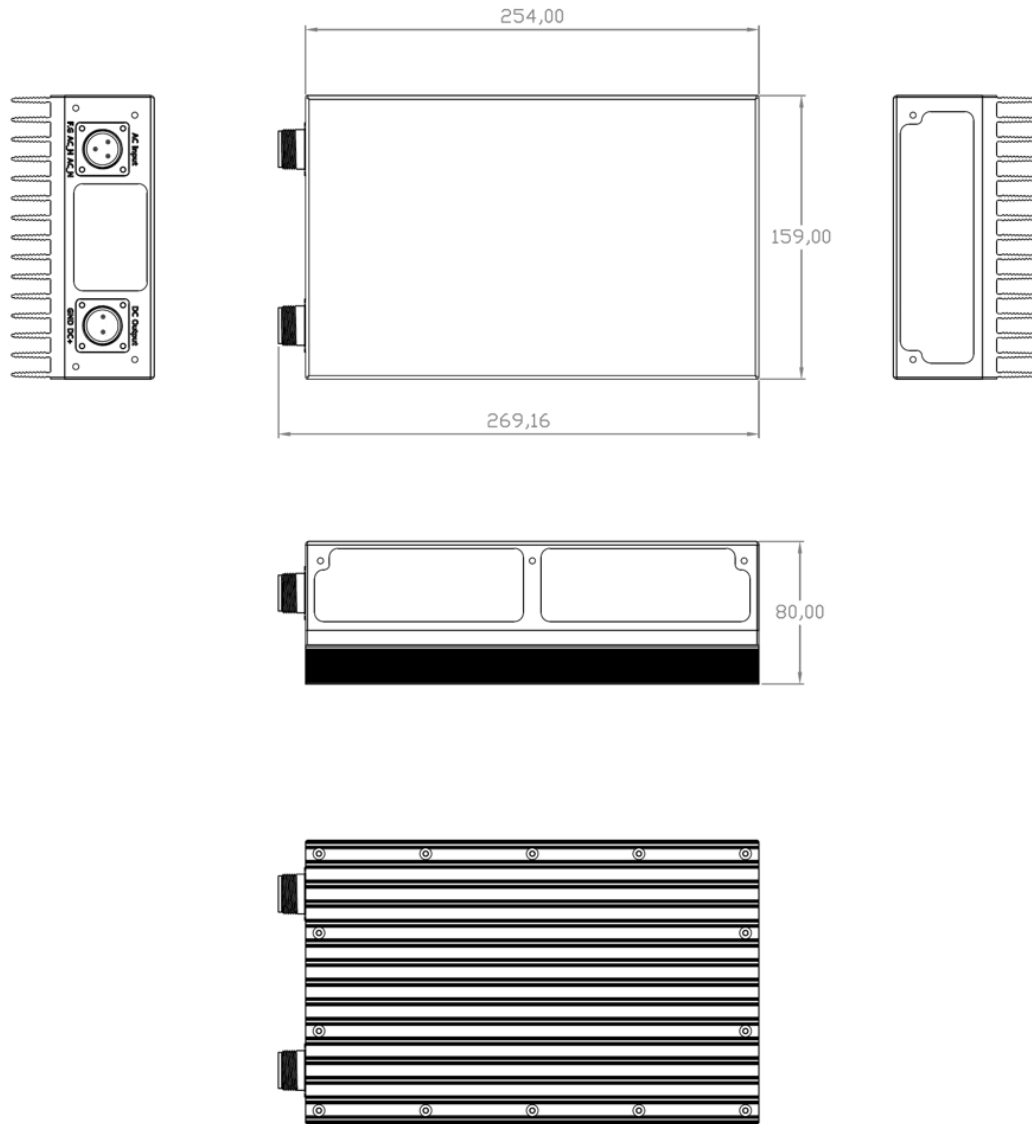
HOW TO ORDER OUTDOOR POWER SUPPLY

PS200-24-ACDC

Product type	ACDC : AC to DC
Output Voltage	24 : +24V 48 : +48V
Output Power	200 : 200W
Product	PS : Power supply series

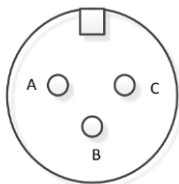
OUTDOOR POWER SUPPLY

OUTLINE DRAWING



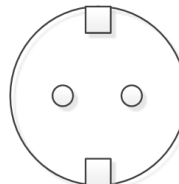
PIN-OUT

AC Input
95 - 265 VAC



Pin No.	Description
A	AC_N (Neutral)
B	AC_H (Hot)
C	F.G. (Frame Ground)

DC Output
+24 / +48 VDC



Pin No.	Description
A	+24 / +48 VDC (DC Power+)
B	GND (DC Power-)

[Front view]