

85 Uncompensated



- 316L SS Pressure Sensor
- Small Profile
- 0 - 100mV Output
- Absolute and Gage



DESCRIPTION

The 85 vacuum uncompensated pressure sensor is a small profile, media compatible, piezoresistive silicon pressure sensor packaged in a 316L stainless steel housing. The 85 vacuum uncompensated pressure sensor is offered in a weldable package or with a variety of threaded fittings such as 1/4 and 1/8NPT, 1/4BSP as well as other custom process fittings.

The 85 uncompensated is designed for OEM applications where compatibility with corrosive media is required. The sensing package utilizes silicon oil to transfer pressure from the 316L stainless steel diaphragm to the sensing element.

Please refer to the 85 compensated and constant voltage datasheets for more information on different features of the 85.

FEATURES

- Weldable and Threaded Process Fittings
- -40°C to +125°C Operating Temperature
- $\pm 0.1\%$ Pressure Non Linearity
- Solid State Reliability

APPLICATIONS

- Medical Instruments
- Process Control
- Fresh & Waste Water Measurements
- Partial Vacuum Gas Measurement
- Pressure Transmitters
- Tank Level Systems (RV & Industrial)

STANDARD RANGES

Range	psia	psig
0 to 5	•	•
0 to 15	•	•
0 to 30	•	•
0 to 50	•	•
0 to 100	•	•
0 to 300	•	•
0 to 500	•	•

85 Uncompensated

PERFORMANCE SPECIFICATIONS

Supply Current: 1.5mA

Ambient Temperature: 25°C (unless otherwise specified)

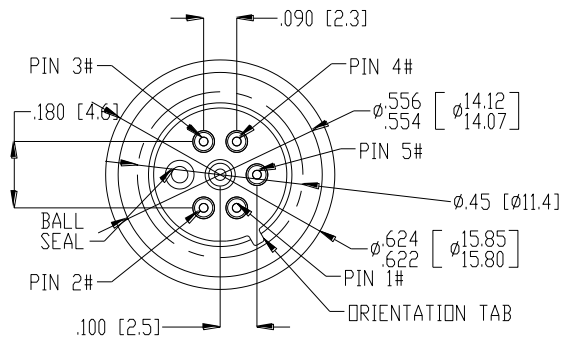
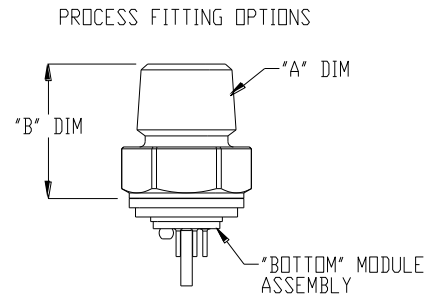
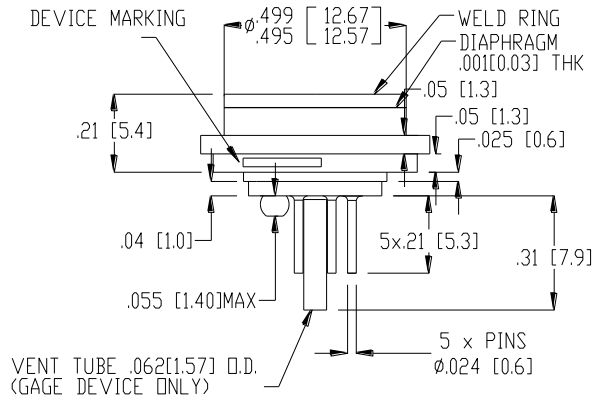
PARAMETERS	MIN	TYP	MAX	UNITS	NOTES
Sensitivity	12		27	mV/V @Span	
Zero Pressure Output	-6.0		8.0	mV/V	1
Pressure Non Linearity	-0.1		0.1	%Span	2
Pressure Hysteresis	-0.05		0.05	%Span	3
Repeatability		±0.02		%Span	
Bridge Resistance	3.8K		5.8K	Ω	4
Thermal Hysteresis – Span	-0.25	±0.05	0.25	%Span	5
Thermal Hysteresis – Offset	-0.25	±0.05	0.25	%Span	5
Temperature Coefficient – Resistance	1.30K	1.51K	1.75K	PPM/°C	5
Temperature Coefficient – Span	-1.45K	-1.25K	-1.0K	PPM/°C	5, 6
Temperature Coefficient – Offset	-30		30	μV/V/°C	5
Long Term Stability – Span		±0.10		%Span/Year	
Long Term Stability – Offset		±0.10		%Span/Year	
Supply Current	0.5	1.5	2.0	mA	
Supply Voltage		5	9.5	V	
Output Noise (10Hz to 1kHz)		1.0		uV p-p	
Response Time (10% to 90%)			0.1	Ms	
Insulation Resistance (50Vdc)	50M			Ω	7
Pressure Overload			3X	Rated	
Pressure Burst			4X	Rated	8
Operating Temperature	-40		+125	°C	
Storage Temperature	-55		+125	°C	
Media – Pressure Port	Liquids and Gases compatible with 316L Stainless Steel				
Media – Reference Port	Compatible with Silicon, Pyrex, Gold, Fluorosilicone RTV and 316/316L Stainless Steel				

Notes

1. Measured at vacuum for absolute (A) and at ambient for gage (G).
2. Best fit straight line. Non linearity is ±0.2% max for 5psiG devices.
3. Pressure hysteresis is min -0.1 to max 0.1 for 5psi absolute.
4. Bridge resistance is measured with both –E pins shorted together.
5. TC values are first order coefficients to a quadratic fit over a temperature range of -20 to +85°C (0 to +50°C for 5psi).
6. 5psiA is -1.7K ~ -1.0K ppm/°C.
7. Between case and sensing element.
8. The maximum pressure that can be applied to a transducer without rupture of either the sensing element or transducer.

85 Uncompensated

DIMENSIONS

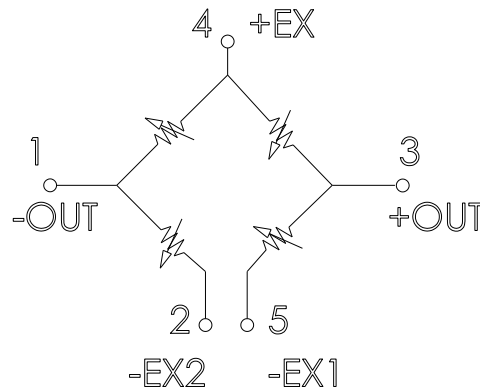


SENSOR PINOUT	
PIN NO.	FUNCTION
1	-OUT
2	-EX2
3	+OUT
4	+EX
5	-EX1

FITTING DIMENSIONS				
FITTING TYPE	MEAS PART NO.	"A" DIM	"B" DIM	"C" DIM
1	IC-7050	1/4-18 NPT	.99[25.1]	7/8[22.2] HEX
2	IC-7049	1/8-27 NPT	.96[24.4]	7/8[22.2] HEX
3	IC-7048	7/16-20 UNF	.81[20.6]	7/8[22.2] HEX
4	IC-6754	1/4-18 NPT	.73[18.5]	5/8[15.9] HEX
5	IC-5010	1/4-19 BSP	.76[19.3]	3/4[19.0] HEX
8	IC-6800	1/8-27 NPT	.60[15.2]	5/8[15.9] HEX
9	IC-7124	1/4-19 BSP	.94[23.9]	7/8[22.2] HEX
NOTE : FTG TYPE '4' ASSEMBLY SHOWN ALL DIMS ARE FOR REFERENCE				

DIMENSIONS ARE IN INCHES [mm]

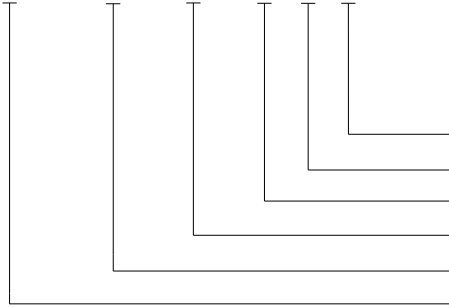
CONNECTIONS



85 Uncompensated

ORDERING INFORMATION

85 - 005 G - 0 U T



Vent (T = Tube, Blank = No Tube)
Electrical (U = Open Bridge, Uncompensated)
Fitting Type (0 = Weldable, See Fittings)
Type (A = Absolute, G = Gage)
Pressure Range
Model

NORTH AMERICA

Measurement Specialties
45738 Northport Loop West
Fremont, CA 94538
Tel: 1-800-767-1888
Fax: 1-510-498-1578
Sales: pfg.cs.amer@meas-spec.com

EUROPE

Measurement Specialties
(Europe), Ltd.
26 Rue des Dames
78340 Les Clayes-sous-Bois, France
Tel: +33 (0) 130 79 33 00
Fax: +33 (0) 134 81 03 59
Sales: pfg.cs.emea@meas-spec.com

ASIA

Measurement Specialties
(China), Ltd.
No. 26 Langshan Road
Shenzhen High-Tech Park (North)
Nanshan District, Shenzhen 518057
China
Tel: +86 755 3330 5088
Fax: +86 755 3330 5099
Sales: pfg.cs.asia@meas-spec.com

The information in this sheet has been carefully reviewed and is believed to be accurate; however, no responsibility is assumed for inaccuracies. Furthermore, this information does not convey to the purchaser of such devices any license under the patent rights to the manufacturer. Measurement Specialties, Inc. reserves the right to make changes without further notice to any product herein. Measurement Specialties, Inc. makes no warranty, representation or guarantee regarding the suitability of its product for any particular purpose, nor does Measurement Specialties, Inc. assume any liability arising out of the application or use of any product or circuit and specifically disclaims any and all liability, including without limitation consequential or incidental damages. Typical parameters can and do vary in different applications. All operating parameters must be validated for each customer application by customer's technical experts. Measurement Specialties, Inc. does not convey any license under its patent rights nor the rights of others.