

154BC



- Low Cost
- 316L Stainless Steel or Titanium
- 19mm Diameter Package
- 0 - 100mV Output
- Gage and Absolute
- Wide Compensated Temperature Range

DESCRIPTION

The 154BC is a 19mm small profile, media compatible, piezoresistive silicon pressure sensor packaged in a 316L stainless steel or ASTM Grade 2 CP titanium housing. The 154BC is a low cost unit designed without a header for o-ring mounting and OEM applications where compatibility with corrosive media is required. The titanium option offers greater resistance to corrosive materials and harsh cleaning chemicals, opening the range of its application use to things such as dialysis machines and salt/brackish water measurements.

The sensing package utilizes silicone oil to transfer pressure from either a 316L stainless steel or titanium diaphragm to the sensing element. A ceramic substrate is attached to the package that contains laser-trimmed resistors for temperature compensation and offset correction. An additional laser-trimmed resistor is included which can be used to adjust an external differential amplifier and provide span interchangeability to within $\pm 1\%$.

Please refer to the 154N uncompensated and constant voltage datasheets for more information on different features of the 154.

FEATURES

- O-Ring Mount
- -20°C to +85°C Compensated Temperature
- 1.0% Interchangeable Span (provided by gain set resistor)
- Solid State Reliability
- $\pm 0.3\%$ Pressure Non Linearity
- Titanium Option

APPLICATIONS

- Medical Instruments (Dialysis Machines)
- Process Control
- Fresh, Waste, Salt and Brackish Water Measurements
- Refrigeration/Compressors
- Pressure Transmitters
- Hydraulic Controls

STANDARD RANGES

Range (psi)	Gage	Range (Bar)	Absolute
0 to 015	•		
0 to 030	•		
0 to 050	•		
0 to 100	•	0 to 007	•
		0 to 012	•
		0 to 018	•
0 to 300	•	0 to 028	•

154BC

PERFORMANCE SPECIFICATIONS

Supply Current: 1.5mA

Ambient Temperature: 25°C (unless otherwise specified)

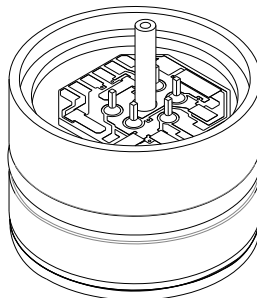
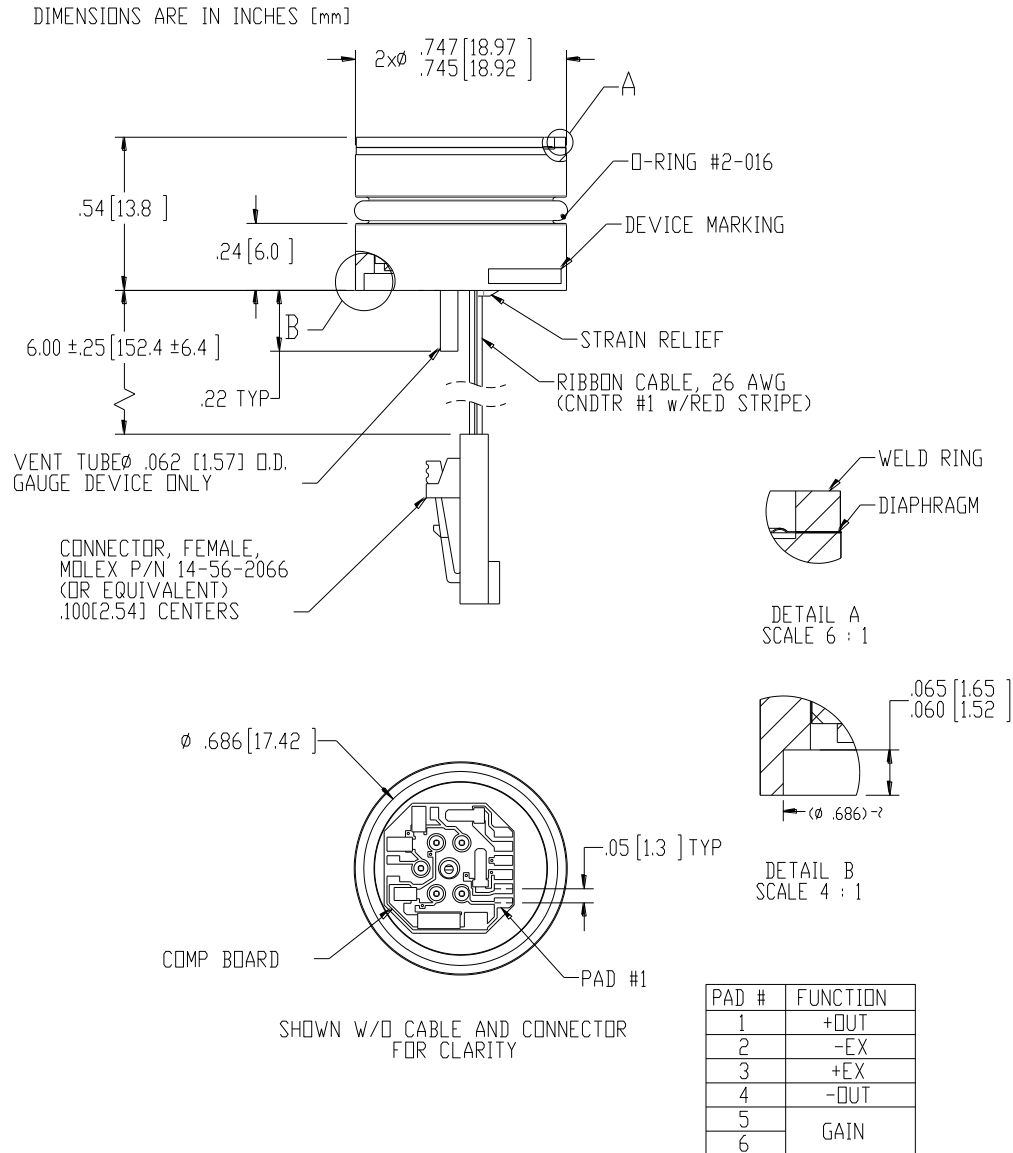
PARAMETERS	MIN	TYP	MAX	UNITS	NOTES
Span	75	100	150	mV	1
Zero Pressure Output	-1.0	0	1.0	mV	2
Pressure Non Linearity	-0.30		0.30	%Span	3
Pressure Hysteresis	-0.20		0.20	%Span	
Repeatability		±0.02		%Span	
Input Resistance	2.0	3.5	5.8	kΩ	3
Output Resistance	3.0		6.0	kΩ	
Temperature Error – Span	-1.0		1.0	%Span	4
Temperature Error – Offset	-1.0		1.0	%Span	4
Thermal Hysteresis – Span	-0.25	±0.05	0.25	%Span	4
Thermal Hysteresis – Offset	-0.25	±0.05	0.25	%Span	4
Long Term Stability – Span		±0.10		%Span/Year	
Long Term Stability – Offset		±0.25		%Span/Year	
Supply Current	0.5	1.5	2.0	mA	5
Output Load Resistance	5			MΩ	6
Insulation Resistance (50Vdc)	50			MΩ	7
Output Noise (10Hz to 1kHz)		1.0		uV p-p	
Response Time (10% to 90%)		0.1		ms	
Overload Pressure			2X	Rated	8
Burst Pressure			3X	Rated	9
Compensated Temperature	-20		+85	°C	
Operating Temperature	-40		+125	°C	10
Storage Temperature	-50		+125	°C	10
Media – Pressure Port	Liquids and Gases compatible with 316L Stainless Steel or ASTM Grade 2 CP Titanium				

Notes

- For amplified output circuits, 3.012V ±1% interchangeability with gain set resistor. See application schematic.
- Measured at vacuum for absolute (A), ambient for gage (G).
- Best fit straight line.
- Over the compensated temperature range with respect to 25°C.
- Guarantees output/input ratiometricity.
- Load resistance to reduce measurement errors due to output loading.
- Between case and sensing element.
- 2X or 500psi, whichever is less. The maximum pressure that can be applied without changing the transducer's performance or accuracy.
- 3X or 600psi, whichever is less. The maximum pressure that can be applied to a transducer without rupture of either the sensing element or transducer.
- Maximum temperature range for product with standard cable and connector is -20°C to +105°C.

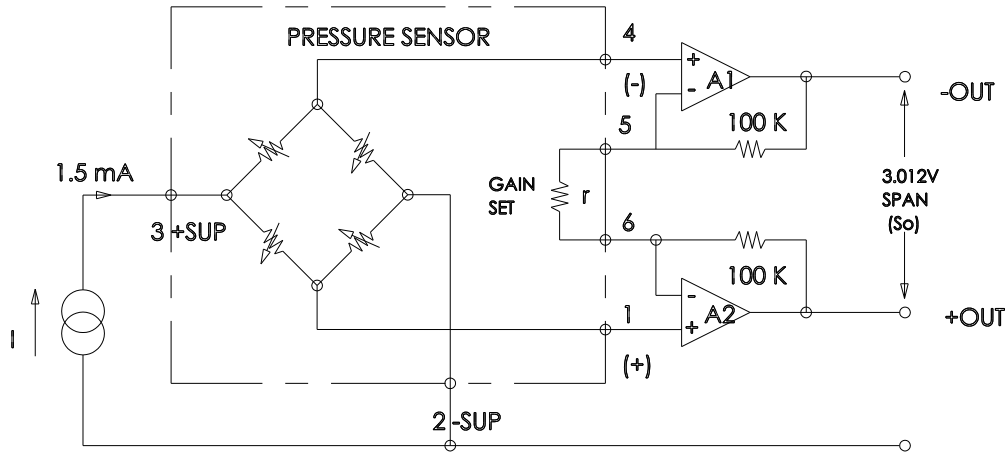
154BC

DIMENSIONS



154BC

APPLICATION SCHEMATIC



ORDERING INFORMATION

154BC	-	S	-	100PG	-	C
Model	-	Material	-	Pressure Type and Range	-	Electrical
154BC	-	S = 316L Stainless Steel T = ASTM Grade 2 CP Ti	-	015PG 030PG 050PG 100PG 300PG	007BA 012BA 018BA 028BA	- P = Solder Pads R = Ribbon Cable C = Cable w/ Connector

NORTH AMERICA

Measurement Specialties
45738 Northport Loop West
Fremont, CA 94538
Tel: 1-800-767-1888
Fax: 1-510-498-1578
Sales: pfg.cs.amer@meas-spec.com

EUROPE

Measurement Specialties
(Europe), Ltd.
26 Rue des Dames
78340 Les Clayes-sous-Bois, France
Tel: +33 (0) 130 79 33 00
Fax: +33 (0) 134 81 03 59
Sales: pfg.cs.emea@meas-spec.com

ASIA

Measurement Specialties
(China), Ltd.
No. 26 Langshan Road
Shenzhen High-Tech Park (North)
Nanshan District, Shenzhen 518057
China
Tel: +86 755 3330 5088
Fax: +86 755 3330 5099
Sales: pfg.cs.asia@meas-spec.com

The information in this sheet has been carefully reviewed and is believed to be accurate; however, no responsibility is assumed for inaccuracies. Furthermore, this information does not convey to the purchaser of such devices any license under the patent rights to the manufacturer. Measurement Specialties, Inc. reserves the right to make changes without further notice to any product herein. Measurement Specialties, Inc. makes no warranty, representation or guarantee regarding the suitability of its product for any particular purpose, nor does Measurement Specialties, Inc. assume any liability arising out of the application or use of any product or circuit and specifically disclaims any and all liability, including without limitation consequential or incidental damages. Typical parameters can and do vary in different applications. All operating parameters must be validated for each customer application by customer's technical experts. Measurement Specialties, Inc. does not convey any license under its patent rights nor the rights of others.