



Sensors > Temperature Sensors > NTC Thermistors Sensors & Probes > NTC Thermistors > DISCRETE NTC SERIES I



NTC Sensor Type: **Epoxy Coated NTC Thermistor**  
Lead Wire Length: **76 mm [ 2.992 in ]**  
Resistance (at 25°C): **2.252 kΩ**  
 $\beta$ -Value(25/85): **3976 K**  
Tolerance  $\beta$ -Value: **±.5 %**

[All DISCRETE NTC SERIES I \(26\)](#)

Features

Product Type Features

NTC Sensor Type	Epoxy Coated NTC Thermistor
Tolerance $\beta$ -Value	±.5 %

Electrical Characteristics

$\beta$ -Value(25/85)	3976 K
-----------------------	--------

Dimensions

Lead Wire Length	76 mm[2.992 in]
------------------	-----------------

Usage Conditions

Resistance (at 25°C)	2.252 kΩ
Operating Temperature Range	-40 – 125 °C[-40 – 257 °F]
Operating Temperature (Max)	125 °C[257 °F]

Product Compliance

[For compliance documentation, visit the product page on TE.com>](#)

EU RoHS Directive 2011/65/EU	Compliant
EU ELV Directive 2000/53/EC	Compliant
China RoHS 2 Directive MIIT Order No 32, 2016	No Restricted Materials Above Threshold



EU REACH Regulation (EC) No. 1907/2006	Current ECHA Candidate List: JUNE 2024 (241) Candidate List Declared Against: JAN 2024 (240) Does not contain REACH SVHC
Halogen Content	Low Halogen - Br, Cl, F, I < 900 ppm per homogenous material. Also BFR/CFR/PVC Free
Solder Process Capability	Not reviewed for solder process capability

Product Compliance Disclaimer


This information is provided based on reasonable inquiry of our suppliers and represents our current actual knowledge based on the information they provided. This information is subject to change. The part numbers that TE has identified as EU RoHS compliant have a maximum concentration of 0.1% by weight in homogenous materials for lead, hexavalent chromium, mercury, PBB, PBDE, DBP, BBP, DEHP, DIBP, and 0.01% for cadmium, or qualify for an exemption to these limits as defined in the Annexes of Directive 2011/65/EU (RoHS2). Finished electrical and electronic equipment products will be CE marked as required by Directive 2011/65/EU. Components may not be CE marked. Additionally, the part numbers that TE has identified as EU ELV compliant have a maximum concentration of 0.1% by weight in homogenous materials for lead, hexavalent chromium, and mercury, and 0.01% for cadmium, or qualify for an exemption to these limits as defined in the Annexes of Directive 2000/53/EC (ELV). Regarding the REACH Regulation, the information TE provides on SVHC in articles for this part number is based on the latest European Chemicals Agency (ECHA) 'Guidance on requirements for substances in articles' posted at this URL: <https://echa.europa.eu/guidance-documents/guidance-on-reach>

Compatible Parts




TE Part # 11025821-00  
DISC-+- 0.2'C 0'C 70'C


Customers Also Bought



TE Part #1-86561-0  
FFC,PIN CONTACT,LP,ROUND WIRE,



TE Part #1-1623821-0  
CFH 1100 1R6 5% 300mm Leads



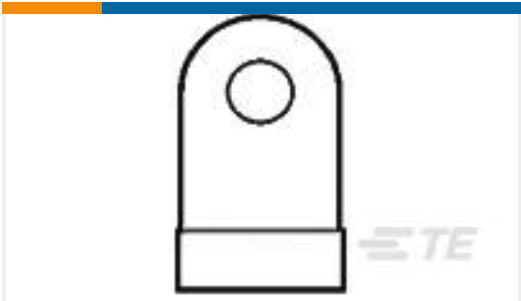
TE Part #926896-1  
UNIV.M-N-L.PIN



TE Part #794269-1  
02P UMNL INTERFACE SEAL



TE Part #2173239-1  
1x3 Cage Assy Bhnd Bzl QSFP28



TE Part #321259-1  
TERM, SOLIS FLAG HR 4/0 1/2



TE Part #2176511-5  
CJP 600W 3R3 5% Lead



TE Part #710031-1  
XCT 10-4

Documents

CAD Files

3D PDF

3D

Customer View Model

ENG\_CVM\_CVM\_11033270-00\_J.2d\_dxf.zip

English

Customer View Model

ENG\_CVM\_CVM\_11033270-00\_J.3d\_igs.zip

English

Customer View Model

ENG\_CVM\_CVM\_11033270-00\_J.3d\_stp.zip

English

By downloading the CAD file I accept and agree to the [Terms and Conditions](#) of use.

Datasheets & Catalog Pages

GA2.2K3A1 SERIES I THERMISTORS

English