



Sensors > Temperature Sensors > NTC Thermistors Sensors & Probes > NTC Thermistors



NTC Sensor Type: **Epoxy Coated NTC Thermistor**

Lead Wire Length: **76 mm [2.992 in]**

Resistance (at 25°C): **10 kΩ**

β-Value(25/85): **3976 K**

Tolerance β-Value: **±0.5 %**

Features

Product Type Features

NTC Sensor Type	Epoxy Coated NTC Thermistor
Tolerance β-Value	±0.5 %

Electrical Characteristics

β-Value(25/85)	3976 K
----------------	--------

Dimensions

Lead Wire Length	76 mm[2.992 in]
------------------	-----------------

Usage Conditions

Resistance (at 25°C)	10 kΩ
Operating Temperature Range	-40 – 125 °C[-40 – 257 °F]
Operating Temperature (Max)	125 °C[257 °F]

Product Compliance

[For compliance documentation, visit the product page on TE.com>](#)

EU RoHS Directive 2011/65/EU	Compliant
EU ELV Directive 2000/53/EC	Compliant
China RoHS 2 Directive MIIT Order No 32, 2016	No Restricted Materials Above Threshold
EU REACH Regulation (EC) No. 1907/2006	Current ECHA Candidate List: JUNE 2024 (241)




Candidate List Declared Against: JUNE 2023 (235)
Does not contain REACH SVHC

Halogen Content	Low Bromine/Chlorine - Br and Cl < 900 ppm per homogenous material. Also BFR /CFR/PVC Free
Solder Process Capability	Not reviewed for solder process capability


Product Compliance Disclaimer

This information is provided based on reasonable inquiry of our suppliers and represents our current actual knowledge based on the information they provided. This information is subject to change. The part numbers that TE has identified as EU RoHS compliant have a maximum concentration of 0.1% by weight in homogenous materials for lead, hexavalent chromium, mercury, PBB, PBDE, DBP, BBP, DEHP, DIBP, and 0.01% for cadmium, or qualify for an exemption to these limits as defined in the Annexes of Directive 2011/65/EU (RoHS2). Finished electrical and electronic equipment products will be CE marked as required by Directive 2011/65/EU. Components may not be CE marked. Additionally, the part numbers that TE has identified as EU ELV compliant have a maximum concentration of 0.1% by weight in homogenous materials for lead, hexavalent chromium, and mercury, and 0.01% for cadmium, or qualify for an exemption to these limits as defined in the Annexes of Directive 2000/53/EC (ELV). Regarding the REACH Regulation, the information TE provides on SVHC in articles for this part number is based on the latest European Chemicals Agency (ECHA) 'Guidance on requirements for substances in articles' posted at this URL: <https://echa.europa.eu/guidance-documents/guidance-on-reach>


Compatible Parts



TE Part # GA10K3CG3
CHPG-NTC CHIP THERMISTORS



TE Part # CAT-NTC0064
Discrete NTC Thermistor Series II



TE Part # GA10K3A1IB
DISCRETE 10K OHMS,+/-0.2C FROM 0C TO 70C

Customers Also Bought



TE Part #338068-4
MICRO-MATCH FTE, 4P



TE Part #2-487937-0
020 HOUSING FFC 50CL DR LATCH



TE Part #5787962-1
.8MM CHAMP STACK RCPT ASSY



TE Part #6-104068-1
24 SYSTEM 50 HDR DRST SHRD



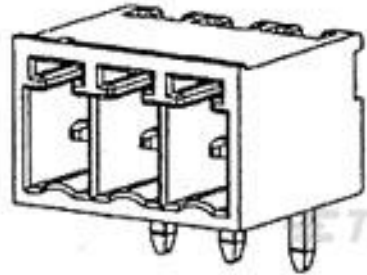
TE Part #321896

SOLIS R HT 22-16COM22-18MIL 10



TE Part #52955-1

TERMINAL,PG SPR SPD 16-14 6



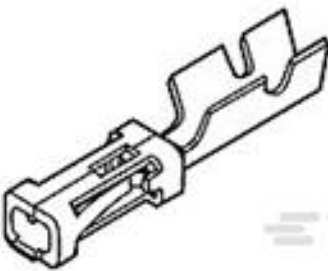
TE Part #284512-4

4 POS TERMI-BLOK HDR 900 POLAR



TE Part #3-2176089-5

RP 1J 0.166W 25K5 0.1% 25PPM 1K RL



TE Part #87756-3

MOD IV RECP LP



TE Part #4-2176412-0

5W XSM M/OX 5% 220R

Documents

CAD Files

3D PDF

3D

Customer View Model

ENG_CVM_CVM_GA10K3A1IA_8.2d_dxf.zip

English

Customer View Model

ENG_CVM_CVM_GA10K3A1IA_8.3d_igs.zip

English

Customer View Model

ENG_CVM_CVM_GA10K3A1IA_8.3d_stp.zip

English

By downloading the CAD file I accept and agree to the [Terms and Conditions](#) of use.

Datasheets & Catalog Pages

Series_II_Thermistor_10K3A1I

English