



Sensors > Temperature Sensors > NTC Thermistors Sensors & Probes > NTC Thermistors



NTC Sensor Type: **Epoxy Coated NTC Thermistor**

Lead Wire Length: **76 mm [2.992 in]**

Resistance (at 25°C): **10 kΩ**

β-Value(25/85): **3976 K**

Tolerance β-Value: **±.32 %**

Features

Product Type Features

| | |
|-------------------|-----------------------------|
| NTC Sensor Type | Epoxy Coated NTC Thermistor |
| Tolerance β-Value | ±.32 % |

Electrical Characteristics

| | |
|----------------|--------|
| β-Value(25/85) | 3976 K |
|----------------|--------|

Dimensions

| | |
|------------------|-----------------|
| Lead Wire Length | 76 mm[2.992 in] |
|------------------|-----------------|

Usage Conditions

| | |
|-----------------------------|---------------------------|
| Resistance (at 25°C) | 10 kΩ |
| Operating Temperature Range | -40 – 90 °C[-40 – 194 °F] |
| Operating Temperature (Max) | 90 °C[194 °F] |

Product Compliance

[For compliance documentation, visit the product page on TE.com>](#)

| | |
|---|--|
| EU RoHS Directive 2011/65/EU | Compliant |
| EU ELV Directive 2000/53/EC | Compliant |
| China RoHS 2 Directive MIIT Order No 32, 2016 | No Restricted Materials Above Threshold |
| EU REACH Regulation (EC) No. 1907/2006 | Current ECHA Candidate List: JUNE 2024 (241) Candidate List Declared Against: JUNE 2023 (235) |



Does not contain REACH SVHC

| | |
|---------------------------|---|
| Halogen Content | Low Halogen - Br, Cl, F, I < 900 ppm per homogenous material. Also BFR/CFR/PVC Free |
| Solder Process Capability | Not reviewed for solder process capability |

Product Compliance Disclaimer

This information is provided based on reasonable inquiry of our suppliers and represents our current actual knowledge based on the information they provided. This information is subject to change. The part numbers that TE has identified as EU RoHS compliant have a maximum concentration of 0.1% by weight in homogenous materials for lead, hexavalent chromium, mercury, PBB, PBDE, DBP, BBP, DEHP, DIBP, and 0.01% for cadmium, or qualify for an exemption to these limits as defined in the Annexes of Directive 2011/65/EU (RoHS2). Finished electrical and electronic equipment products will be CE marked as required by Directive 2011/65/EU. Components may not be CE marked. Additionally, the part numbers that TE has identified as EU ELV compliant have a maximum concentration of 0.1% by weight in homogenous materials for lead, hexavalent chromium, and mercury, and 0.01% for cadmium, or qualify for an exemption to these limits as defined in the Annexes of Directive 2000/53/EC (ELV). Regarding the REACH Regulation, the information TE provides on SVHC in articles for this part number is based on the latest European Chemicals Agency (ECHA) 'Guidance on requirements for substances in articles' posted at this URL: <https://echa.europa.eu/guidance-documents/guidance-on-reach>

Compatible Parts

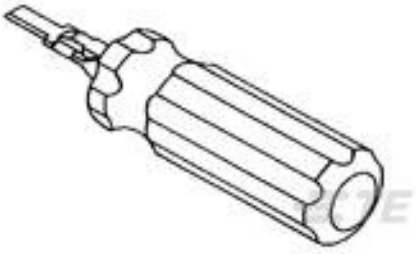


TE Part # CAT-NTC0001
DISCRETE NTC SERIES I

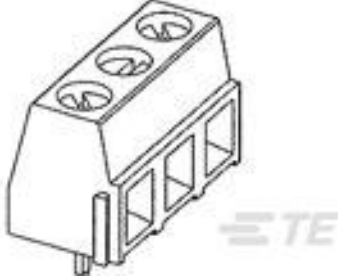
Customers Also Bought



TE Part #1-2176070-3
3521 33R 1% 2W



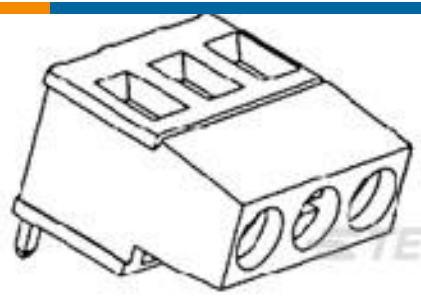
TE Part #843477-1
TOOL, EXTRACTION RESET



TE Part #282837-6
TERMI-BLOK PCB MOUNT 6P



TE Part #2-1393225-1
RY611024




TE Part #282851-4
TERMI-BLOK PCB MOUNT 180 4P.5



TE Part #1-1825059-3
ADF04S04=DIP SWT,FLUSH,SMT-GW



TE Part #3-1625892-6
3W SM M/OX 5% 27R



TE Part #53425-1
TERMINAL,PIDG PVF2 R 12-10 10



TE Part #2-87977-8
06 MODIV HSG COMP DR .100 POL

Documents

CAD Files

3D PDF

3D

Customer View Model

ENG_CVM_CVM_GA10K3A1AM_D.2d_dxf.zip

English

Customer View Model

ENG_CVM_CVM_GA10K3A1AM_D.3d_igs.zip

English

Customer View Model

ENG_CVM_CVM_GA10K3A1AM_D.3d_stp.zip

English

By downloading the CAD file I accept and agree to the [Terms and Conditions](#) of use.

Datasheets & Catalog Pages

Series-VI-Thermistors

English

Series_VI_Thermistor_10K3A1AM

English

GA10K3A1AM SERIES VI THERMISTORS

English