

**SWITCH MODE TRAVEL CHARGER**

REV. 01

FEATURES

- ST PROPRIETARY VIPER TECHNOLOGY
- WIDE RANGE INPUT VOLTAGE
- SINGLE OUTPUT MAX 4W
- DESIGNED FOR ON LINE CHARGING OF MOBILE PHONES
- MTBF > 100000 HOURS
- LIFETIME 8000 HOURS TYP.
- EMC COMPLIANCE TO ETS300-342-1
- SAFETY COMPLIANCE TO EN60950, CSA/UL1950
- OUTPUT VOLTAGE PRECISION $\pm 5\%$
- OUTPUT CURRENT PRECISION $\pm 12\%$
- OUTPUT RIPPLE VOLTAGE <100 mVpp
- (INPUT FUSE PROTECTION)
- OUTPUT SHORT CIRCUIT PROTECTION
- 2 WIRES DC CORD TERMINATED WITH ANY CUSTOM CONNECTOR
- AVAILABLE WITH A VARIETY OF AC PLUGS: AC PLUG SELECTION INCLUDES EUROPE, UK, US, AUSTRALIA, CHINA
- LOW STAND BY POWER
- CE MARKED. UL, AUSTRALIA, UK, SOUTH AFRICA AND CHINA MARKING UPON REQUEST

**DESCRIPTION**

The VIP Charger has been designed for charging NiMH, NiCd and Li-Ion batteries in GPRS hand held mobile phones.

VIP is a very low cost high efficiency AC/DC switching mode constant voltage & current generator built around ST Viper.

The output voltage and current levels are set up by design in accordance with customer requirements.

Typical output sets of value range from V_o 5 V, I_o 700 mA to V_o 6.5 V, I_o 540 mA.

Reference values in this data sheet are 6.5V, 540mA with the input ranging (90÷264 V_{rms}).

Coming into its light housing, VIP can be assembled with a variety of AC plugs identified by specific ordering numbers.

Typical weight is 50 grams only, without cable.

Plug Type	Ordering Number
EURO	GSAC-xxx/1
USA	GSAC-xxx/2
UK	GSAC-xxx/3
AUSTRALIA	GSAC-xxx/4
CHINA	GSAC-xxx/5

ELECTRICAL CHARACTERISTICS ($T_{amb}=25^{\circ}\text{C}$, unless otherwise specified.) GSAC-xxx

Symbol	Parameter	Test Condition	Min.	Typ.	Max.	Unit
V_i	Input Voltage		90		264	V_{rms}
V_o	Output Voltage	$0 < I_o < I_{limit}$	6.1	6.5	6.8	V
I_o	Output Current limit	$0 < V_o < V_{limit}$	480	540	600	mA
V_{or}	Output Ripple	$I_o=limit$ $V_o=4V$			100	mVpp
V_{is}	Isolation Voltage	Input to Output, $t=60s$ (EN60950)	3000			V_{rms}
T_{op}	Operating Ambient Temperature		-5		55	$^{\circ}\text{C}$
T_{stg}	Storage Temperature Range		-20		70	$^{\circ}\text{C}$
n	efficiency			75%		
	M.T.B.F.	$T_a=25^{\circ}\text{C}$ $I_o=540\text{mA}$	10^5			h
	Lifetime	$T_a=25^{\circ}\text{C}$ $I_o=540\text{mA}$		8000		h

AGENCY APPROVALS

The charger is compliant with most popular safety and EMC requirements, including but limited to:

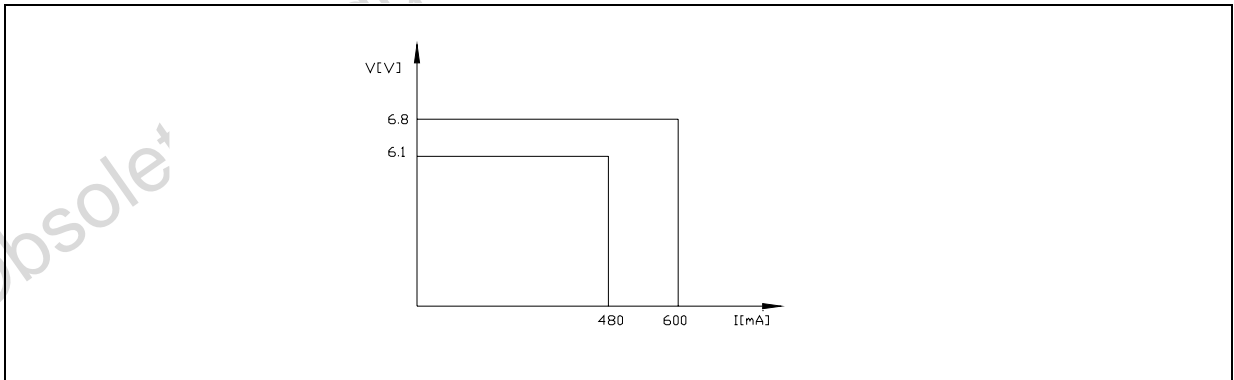
EN60950

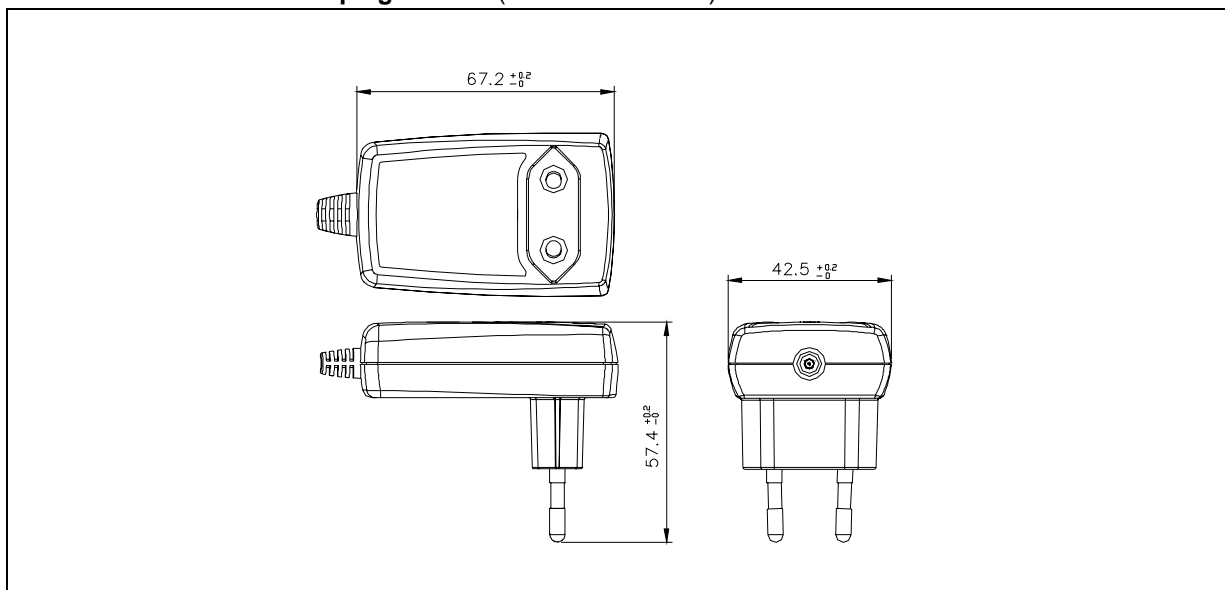
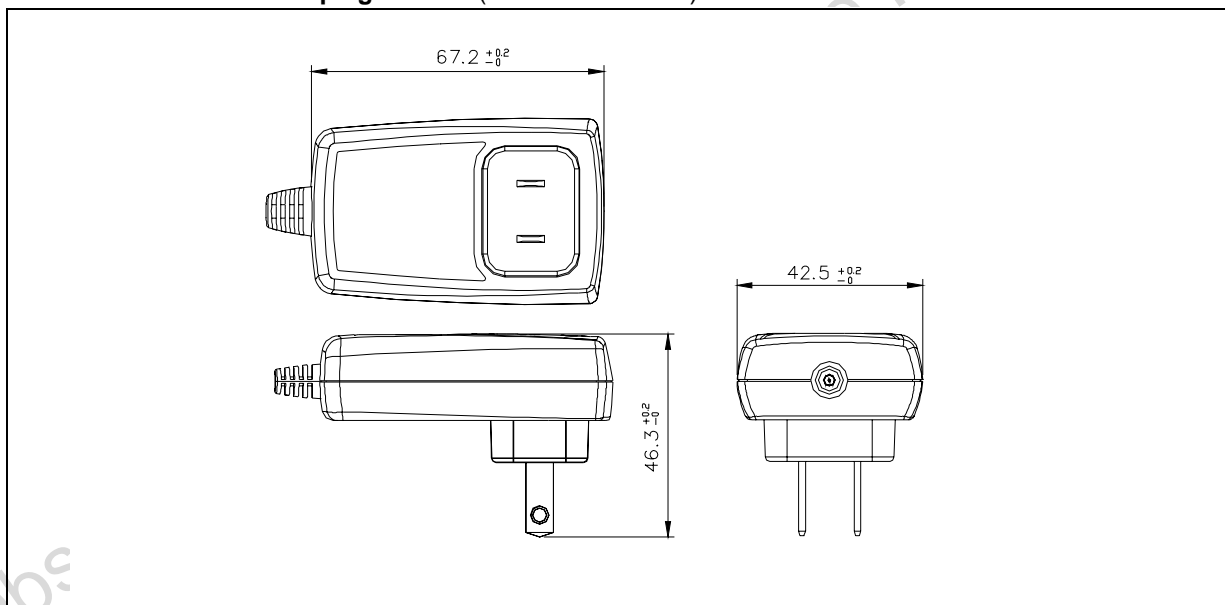
UL1950

ETS300-342-1

It is marked CE, other marking including UL, AUSTRALIA, UK, SOUTH AFRICA and CHINA are available upon request and agreement.

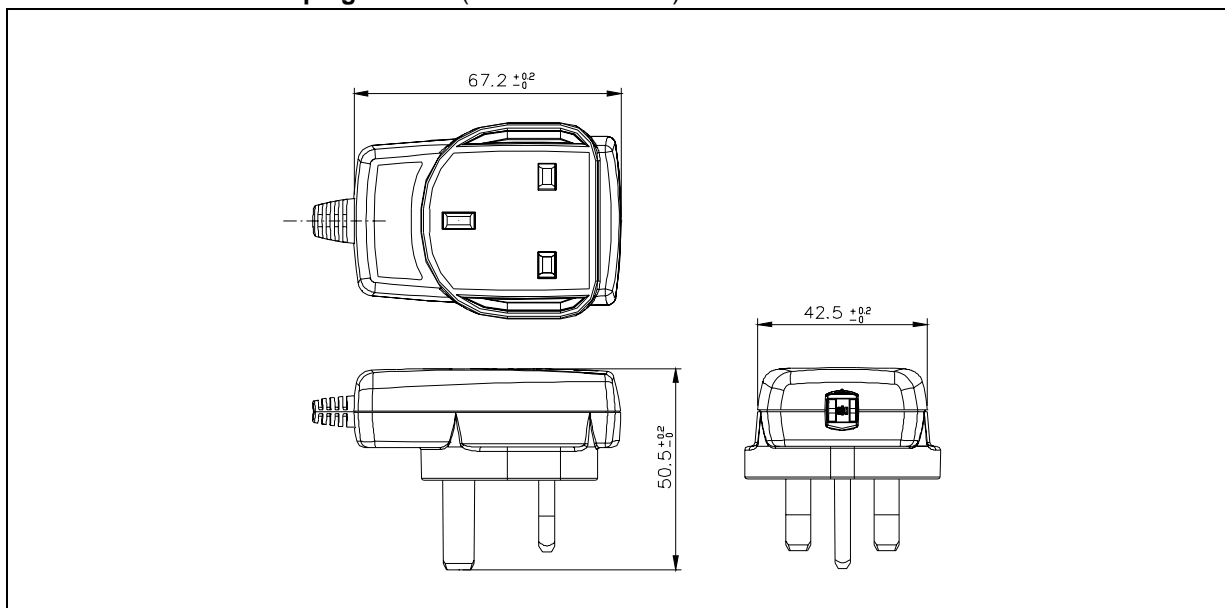
TYPICAL OUTPUT CHARACTERISTICS



MECHANICAL DATA EURO plug version (dimensions in mm)**MECHANICAL DATA USA plug version (dimensions in mm)**

GSAC-VIP

MECHANICAL DATA UK plug version (dimensions in mm)



Information furnished is believed to be accurate and reliable. However, STMicroelectronics assumes no responsibility for the consequences of use of such information nor for any infringement of patents or other rights of third parties which may result from its use. No license is granted by implication or otherwise under any patent or patent rights of STMicroelectronics. Specifications mentioned in this publication are subject to change without notice. This publication supersedes and replaces all information previously supplied. STMicroelectronics products are not authorized for use as critical components in life support devices or systems without express written approval of STMicroelectronics.

The ST logo is a registered trademark of STMicroelectronics.
All other names are the property of their respective owners

© 2004 STMicroelectronics - All Rights Reserved

STMicroelectronics GROUP OF COMPANIES

Australia - Belgium - Brazil - Canada - China - Czech Republic - Finland - France - Germany - Hong Kong - India - Israel - Italy - Japan -
Malaysia - Malta - Morocco - Singapore - Spain - Sweden - Switzerland - United Kingdom - U.S.A.
<http://www.st.com>