



JOSEPH


AC/DC Single/Multirange CHARGER

Tentative data

FEATURES

- LINE VOLTAGE 230 VAC. ALSO AVAILABLE THE MULTIRANGE VERSION 90-264VAC
- SINGLE OUTPUT MAX 4W
- DESIGNED FOR ON LINE CHARGING OF MOBILE PHONES
- EMC COMPLIANCE ACCORDING TO EU AND US DIRECTIVES
- SAFETY APPROVAL ACCORDING TO EN60950
- CE AND UL MARKED. AUSTRALIA, UK, SOUTH AFRICA AND CHINA MARKING UPON REQUEST
- OUTPUT CURRENT AND VOLTAGE LEVELS ACCORDING TO CUSTOMER REQUIREMENTS
- OUTPUT VOLTAGE PRECISION: +/- 10%
- OUTPUT CURRENT PRECISION : +/- 20%
- OUTPUT RIPPLE VOLTAGE <100 mVpp
- INPUT FUSE PROTECTION
- OUTPUT SHORT CIRCUIT PROTECTION
- 2 WIRES DC CORD TERMINATED WITH ANY CUSTOM CONNECTOR
- AVAILABLE WITH A VARIETY OF AC PLUGS
- LOW STAND BY POWER

PRODUCT VIEW



(Robin Housing, all plug types)

ORDERING NUMBER: GSAC-xxCCCy

| Plug Type: | Part Number: |
|--|--------------|
| EURO | GSAC-xxCCC1 |
| UK | GSAC-xxCCC2 |
| US | GSAC-xxCCC3 |
| AUSTRALIA | GSAC-xxCCC4 |
| INDIA/S. Africa | GSAC-xxCCC5 |
| CHINA | GSAC-xxCCC6 |
| xx = Output Current level (2 Digits) CCC= Customer Identifier (3 Digits) y = plug type | |

DESCRIPTION

The Charger JOSEPH has been designed for charging NiMH and NiCd batteries in hand held mobile phones. JOSEPH is a very low cost high efficiency AC/DC switching mode constant voltage & current generator. The output voltage and current levels are set up by design in accordance with customer requirements.

JOSEPH

Typical reference values in this data sheet are 8V, 500 mA with the input 230 Vac. The multi-range version (90 to 264 Vrms) is also available upon customer request.

Coming into the small Robin housing, JOSEPH can be assembled with a variety of AC plugs identified by specific ordering numbers. Interface to the phone is ensured via a 2 wires cord with strain relief, terminated with customer specified connector. Typical weight is 70 grams only, without cable.

AGENCY Approvals

The charger is certified by competent agencies to comply with most popular safety and EMC requirements, including but not limited to:

EN60950

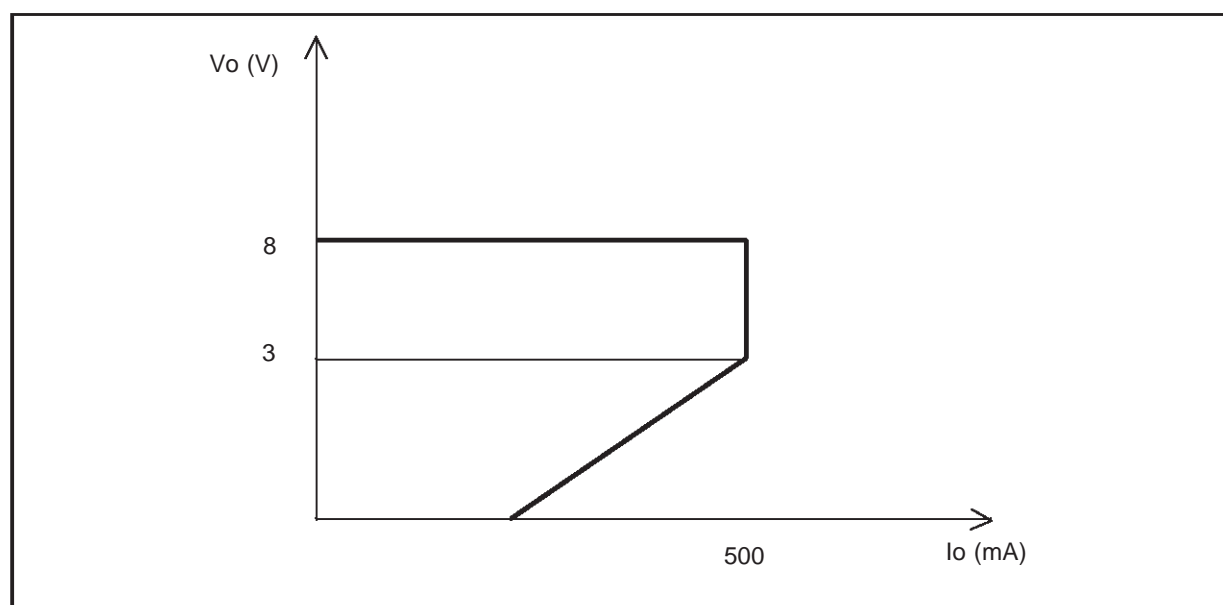
UL1950

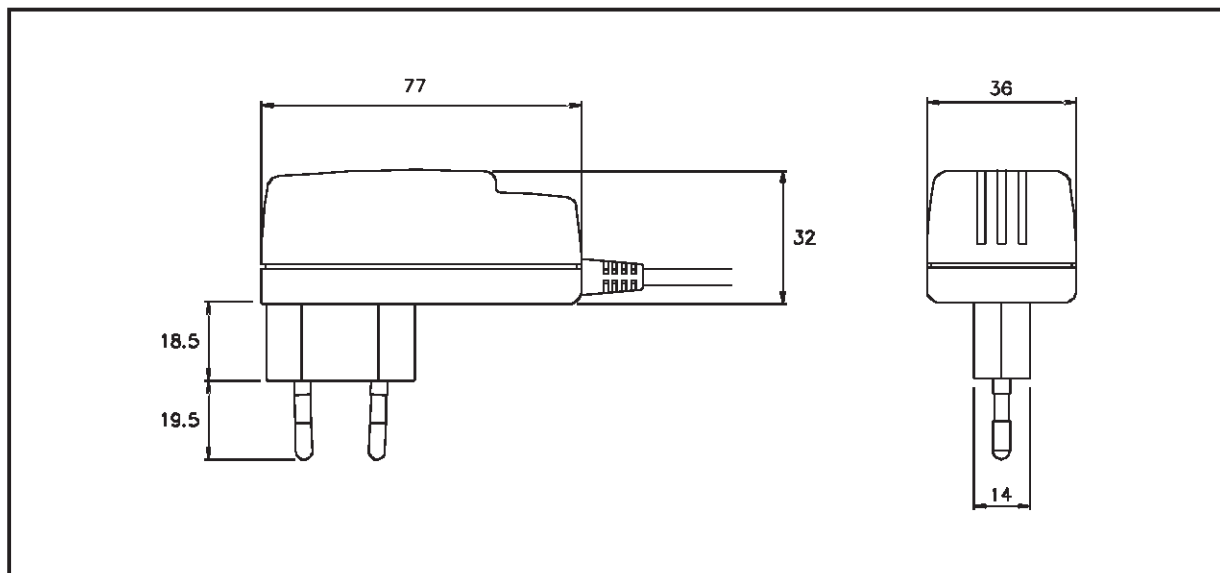
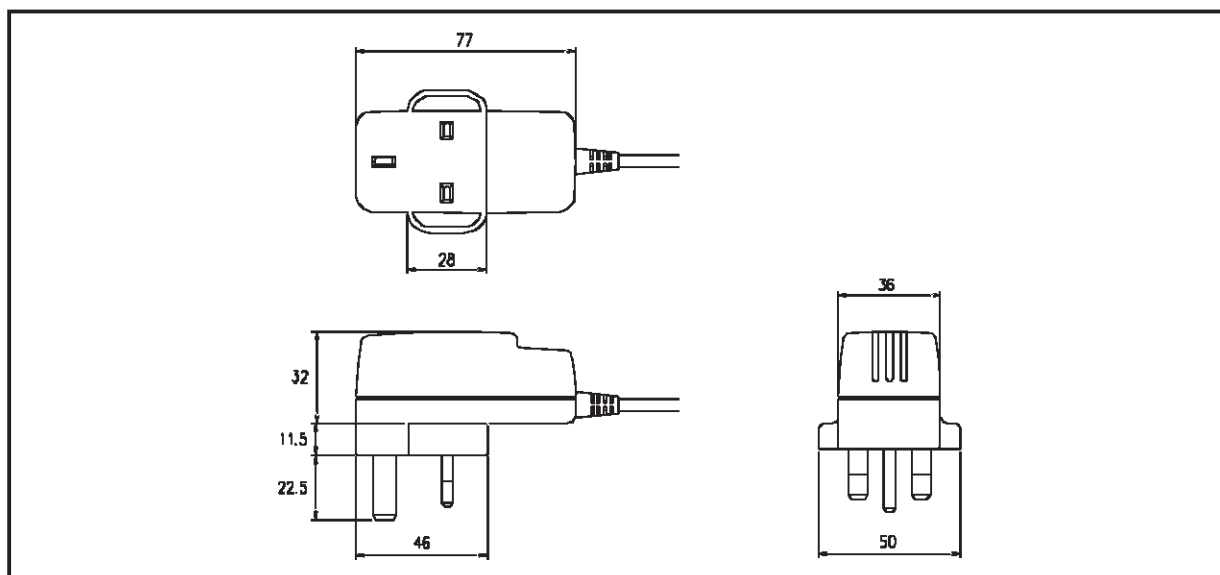
ETS300-342-1

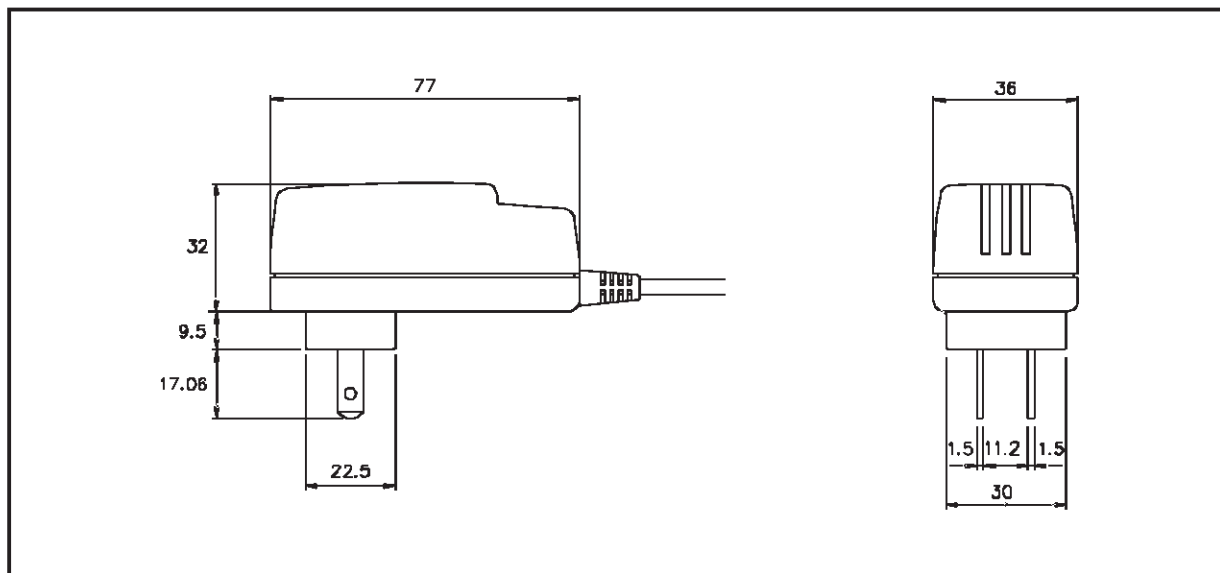
ELECTRICAL CHARACTERISTICS (Tamb=25°C, unless otherwise specified.)

| Symbol | Parameter | Test Condition | Min. | Typ. | Max. | Unit |
|--------|-------------------------------|--------------------------------------|------|------|------|------|
| Vi | Input Voltage | | 90 | 230 | 264 | Vrms |
| Vo | Output Voltage limit | No load | 7.2 | 8.0 | 8.8 | V |
| Io | Output Current limit | $3 < V_{out} < V_o$ limit | 400 | 500 | 600 | mA |
| Vor | Output Ripple | $I_o = I_{limit}$ $V_{batt} = 4V$ | | | 100 | mVpp |
| Vis | Isolation voltage | Input to output, $t = 60s$ (EN60950) | 3000 | | | Vrms |
| Top | Operating Temperature Ambient | | 0 | | 50 | °C |
| Tstg | Storage Temperature Range | | -20 | | 70 | °C |
| n | efficiency | | | 75% | | |

TYPICAL OUTPUT CHARACTERISTIC



MECHANICAL DATA EURO plug version (dimensions in mm)**MECHANICAL DATA UK plug version** (dimensions in mm)

MECHANICAL DATA US plug version (dimensions in mm)**Fast Chargers SELECTION chart**

| PARAMETER | GHIBLI | MISTRAL | JOSEPH |
|------------------------------------|----------|----------|----------|
| INPUT VOLTAGE RANGE - Vrms | 90 - 264 | 90 - 264 | 90 - 264 |
| MAX OUTPUT POWER - Watt | 8 | 8 | 4 |
| OUTPUT VOLTAGE ACCURACY | +/- 5% | +/- 5% | +/- 10% |
| OUTPUT CURRENT ACCURACY | +/- 8% | +/- 12% | +/- 20% |
| OUTPUT VOLTAGE RIPPLE - mVpp | < 100 | < 100 | < 100 |
| ISOLATION VOLTAGE- Vrms | > 3000 | > 3000 | > 3000 |
| OPERATING AMBIENT TEMPERATURE - °C | 0 - 50 | 0 - 50 | 0 - 50 |
| STORAGE TEMPERATURE RANGE - °C | -20 +70 | -20 +70 | -20 +70 |
| AC INPUT FUSE PROTECTION | YES | YES | YES |
| DC OUTPUT SHORT CIRCUIT PROTECTION | YES | YES | YES |
| WEIGHT (without cable) - Grams | 70 | 70 | 70 |

Information furnished is believed to be accurate and reliable. However, STMicroelectronics assumes no responsibility for the consequences of use of such information nor for any infringement of patents or other rights of third parties which may result from its use. No license is granted by implication or otherwise under any patent or patent rights of STMicroelectronics. Specification mentioned in this publication are subject to change without notice. This publication supersedes and replaces all information previously supplied. STMicroelectronics products are not authorized for use as critical components in life support devices or systems without express written approval of STMicroelectronics.

The ST logo is a registered trademark of STMicroelectronics

© 2000 STMicroelectronics – Printed in Italy – All Rights Reserved

STMicroelectronics GROUP OF COMPANIES

Australia - Brazil - China - Finland - France - Germany - Hong Kong - India - Italy - Japan - Malaysia - Malta - Morocco - Singapore - Spain - Sweden - Switzerland - United Kingdom - U.S.A.

<http://www.st.com>