

3.74" x 6.26" x 1.42"

General Specifications:

Input voltage 85VAC to 264VAC
Input frequency..... 47Hz to 63Hz
Inrush current < 30A at 115VAC
(cold start at 25°C) or < 60A at 230VAC
Efficiency 80%~87% depends on models
at rated load and 115VAC
Hold up time 16ms typical
at rated load and 115VAC
Over load protection auto recovery
Short circuit protection auto recovery

Features:

- Built-in active PFC
- With ITE safety
- Only 1.42 inch height
- With power on LED
- With output adjustable trimmer
- Efficiency between 80% to 87%
- Operation from -20°C to 70°C by convection

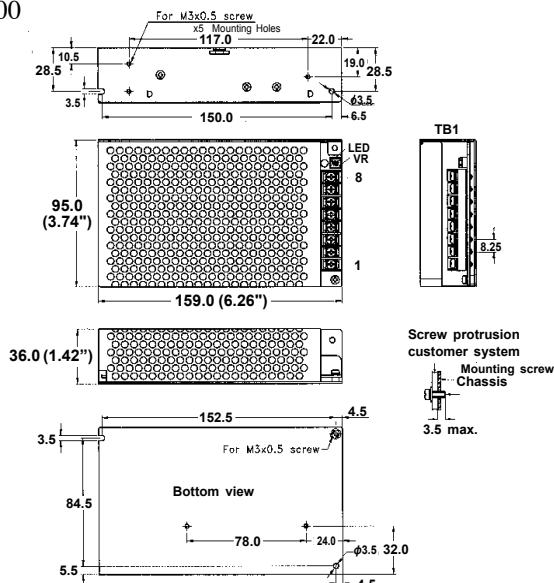
Applications:

- For machinery.
- For industrial equipment.

Over voltage protection latch off
Operating temperature -20°C to 70°C convection
derating: 2.5% / °C > 50°C
Cooling free air convection
Storage temperature -40°C to +75°C
EMI FCC "B"
EN55022"B", EN55011"B"
Harmonics EN61000-3-2
EMS EN61000-4-2,-3,-4,-5,-6,-8,-11
Safety UL 60950-1
CSA C22.2 No. 60950-1
EN 60950-1

Mechanical Specifications:

SNP-C100



Notes:

1. Size:
3.74" x 6.26" x 1.42"
2. Connectors
AC input & DC output : Terminal Blocks, 8.25mm interval
3. Output Pin assignment:

PIN NO.	1	2	3	4	5	6	7	8
SNP-C106	AC/L	AC/N	Earth	GND	GND	+5V	+5V	
SNP-C107	AC/L	AC/N	Earth	GND	GND	+12V	+12V	
SNP-C108	AC/L	AC/N	Earth	GND	GND	+15V	+15V	
SNP-C109	AC/L	AC/N	Earth	GND	GND	+24V	+24V	
SNP-C10T	AC/L	AC/N	Earth	GND	GND	+48V	+48V	
SNP-C103	AC/L	AC/N	Earth	GND	+12V	GND	+5V	
SNP-C10A	AC/L	AC/N	Earth	GND	+24V	GND	+5V	
SNP-C100	AC/L	AC/N	Earth	+12V	-5V	+12V	GND	+5V
SNP-C104	AC/L	AC/N	Earth	-15V	-5V	+15V	GND	+5V
SNP-C10F	AC/L	AC/N	Earth	-12V	+24V	+12V	GND	+5V

4. Packing:
Net weight: 610 g approx. / unit
Gross weight: 14.6 kg approx. / carton, 20 units / carton
Carton size (mm): 430 (L) x 306 (W) x 251 (H)

10 years Warranty (contact Skynet's Distributors for details)

Output Specifications:

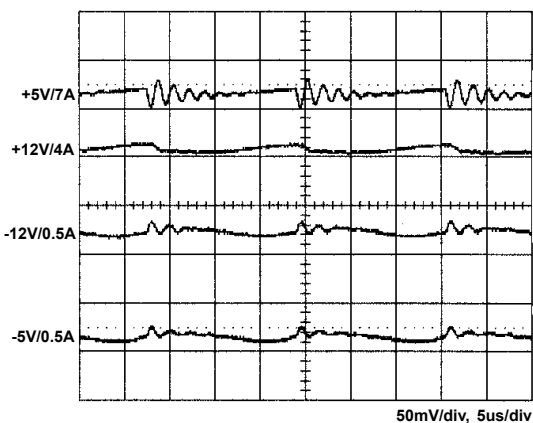
MODEL NO.	OUTPUT RAIL	LOAD				VOLTAGE ACCURACY	RIPPLE NOISE	LINE REG.	LOAD REG.	EFFICIENCY TYPICAL
		MIN.	RATED	MAX.	PEAK					
SNP-C106	+5V	0A	18A		30A	+4.95V~+5.05V	50mVpp	±1%	±1%	84%
SNP-C107	+12V	0A	9A		13.5A	+11.4V~+12.6V	120mVpp	±1%	±1%	84%
SNP-C108	+15V	0A	7A		10.5A	+14.25V~+15.75V	150mVpp	±1%	±1%	86%
SNP-C109	+24V	0A	4.5A		6.8A	+22.8V~+25.2V	240mVpp	±1%	±1%	87%
SNP-C10T	+48V	0A	2.3A		3.4A	+45.6V~+50.4V	480mVpp	±1%	±1%	87%
SNP-C103	+5V	0A	8A	10A	12A	+4.95V~+5.05V	50mVpp	±1%	±3%	81%
	+12V	0A	4.5A	6A	8A	+22.8V~+25.2V	120mVpp	±1%	±3%	
SNP-C10A	+5V	0A	7A	10A	12A	+4.95V~+5.05V	50mVpp	±1%	±3%	83%
	+24V	0A	2.5A	3A	4A	+22.8V~+25.2V	240mVpp	±1%	±3%	
SNP-C100	+5V	0A	7A	10A	15A	+4.95V~+5.05V	50mVpp	±1%	±3%	81%
	+12V	0A	4A	5A	7A	+11.4V~+12.6V	120mVpp	±1%	±3%	
	-12V	0A	0.5A	1A		-11.4V~-12.6V	120mVpp	±1%	±3%	
	-5V	0A	0.5A	1A		-4.95V~-5.05V	50mVpp	±1%	±3%	
SNP-C104	+5V	0A	7A	10A	15A	+4.95V~+5.05V	50mVpp	±1%	±3%	80%
	+15V	0A	3A	4A	6A	+14.25V~+15.75V	150mVpp	±1%	±3%	
	-15V	0A	0.5A	1A		-14.25V~-15.75V	150mVpp	±1%	±3%	
	-5V	0A	0.5A	1A		-4.95V~-5.05V	50mVpp	±1%	±3%	
SNP-C10F	+5V	0A	5A	8A	10A	+4.95V~+5.05V	50mVpp	±1%	±3%	82%
	+12V	0A	2A	4A	5A	+11.4V~+12.6V	120mVpp	±1%	±3%	
	+24V	0A	1.5A	1.5A	3A	+22.8V~+25.2V	240mVpp	±1%	±3%	
	-12V	0A	0.5A	1A		-11.4V~-12.6V	120mVpp	±1%	±3%	

Note:

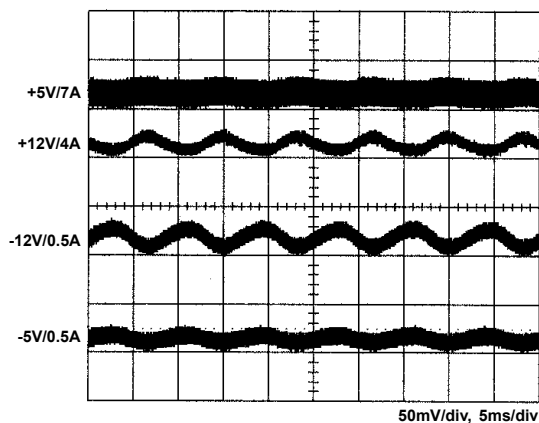
1. The max. load can be continuously provided at 50°C and convection cooling conditions. The peak load can be temporarily provided up to 8 seconds.
2. At factory, all outputs in 60% rated load condition, each output is checked to be within the accuracy range while the main output is setting to within the specified accuracy range at rated load.
3. Line regulation is defined by changing ±10% of input voltage from nominal line at rated load.
4. Load regulation is defined by changing ±40% of measured output load from 60% rated load at another output set to 60% rated load.
5. Ripple & noise is measured by using 15MHz bandwidth limited oscilloscope and terminated each output with a 0.47uF + 10uF capacitor at rated load and nominal line.
6. Hold up time is measured from the end of the last charging pulse to the time which the main output drop down to regulation limit at rated load and nominal line.
7. SNP-C103, SNP-C104 and SNP-C10F are designed in conformity with safety regulations specified on page 4-1 but without safety application.

Performance for SNP-C100:

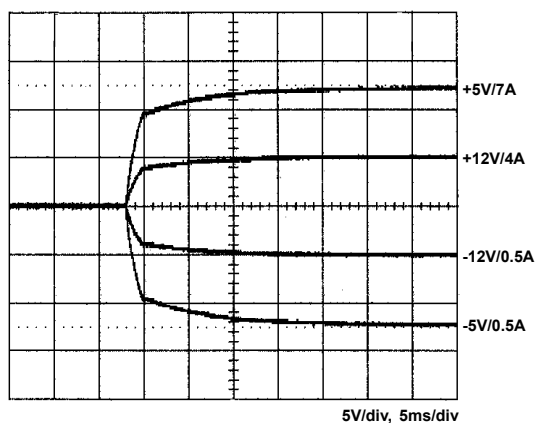
1. Switching frequency ripple



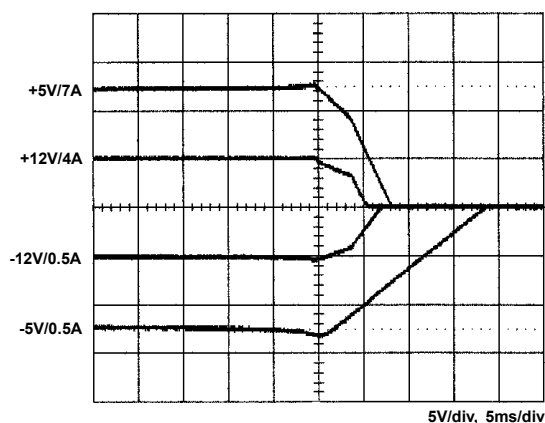
2. Line frequency ripple



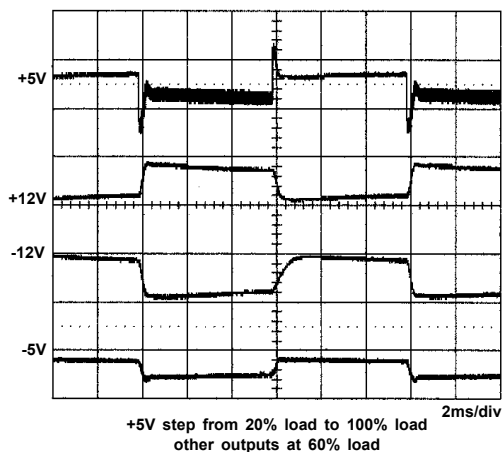
3. Output turn on wave form



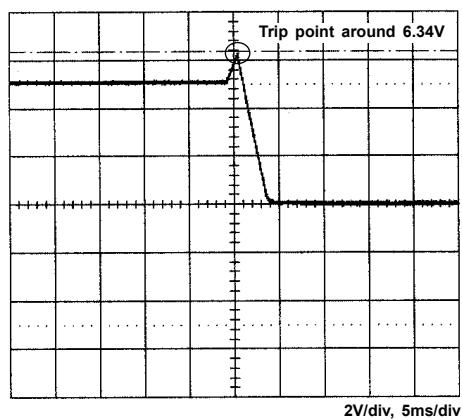
4. Output turn off wave form



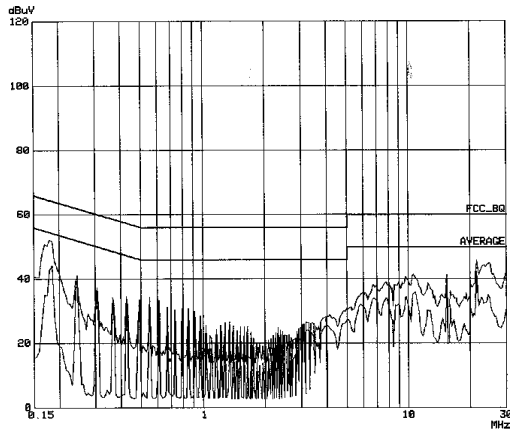
5. +5V step response



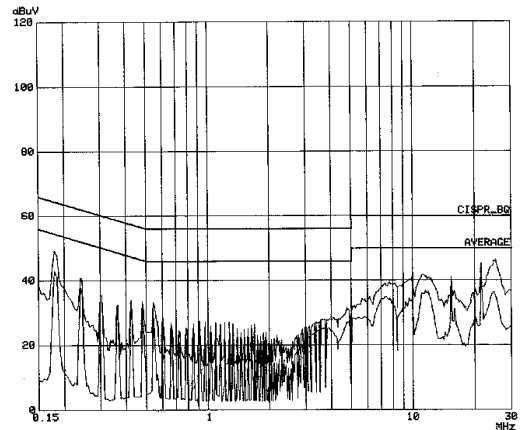
6. Over voltage protection



7. FCC B



8. EN 55022 B



9. Power derating curve

