


20PS, 39PS, 40PS AND 41PS PRESSURE SWITCHES

Introduction

The 20PS Family of Switch products (20PS, 39PS, 40PS and 41PS) was developed to meet the demanding needs of HVAC & industrial applications and has since become a staple in the heavy vehicle and off road markets. The reliable and durable construction allows the product to perform under severe environmental conditions and very high vibration levels.

Sensata Technologies has been a leading global supplier of pressure sensors & switches for over 50 years.



Features and Benefits

- Automatic Reset
- Single-pole, single throw switch normally open or normally closed
- Factory calibrated set points g vacuum to 750 psig
- Snap acting Klixon® stainless steel, hermetically sealed sensor
- Environmentally sealed or vented switch
- High cycle life - Proven reliability
- Custom engineered solutions

Applications

- Compressors & Pumps
- Hydraulics & Pneumatics
- Engine Controls
- Air Conditioning & Refrigeration
- Construction Equipment
- Agricultural Equipment
- Process Control / Laboratory
- Military



TECHNICAL SPECIFICATIONS

Operating Pressure	Vacuum to 750 psig (52 bar)	
Proof Pressure	Set Point	Proof Pressure
	<100psig 100-500psig >500psig	250psig (17 Bar) 600psig (41 bar) 800psig (55 bar)
	Higher pressures available for certain applications. Contact Sensata.	
Burst Pressure	5000 psig	
Life at Rated Current	100,000 cycles (All - UL Recognition) 250,000 cycles (All except 20PS)	
Electrical Ratings	120 VAC - 5.8 FLA 34.8 LRA 240 VAC - 2.9 FLA 15.0 LRA 120/277 VAC - 375 VA Pilot Duty 24 VAC - 125 VA Pilot Duty	

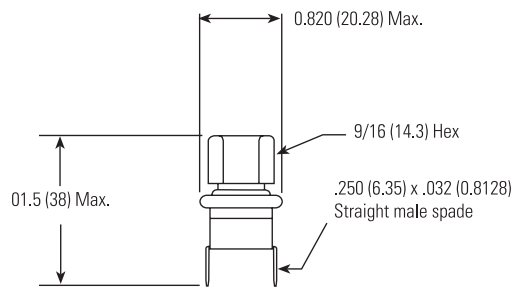
Dielectric Strength	750 Vrms Open Contacts 1550 Vrms Terminals to Fitting
Lead Wire Material / Electrical Connection	18 or 16 AWG 600V 105°C PVC Quick Connects .250" x .032" Male Str. Tab Various AMP, Packard, Delphi & Deutsch Connectors
Ambient Temperature	-20°F to 176°F / (-29°C to 80°C) (20PS) -40°F to 248°F / (-40°C to 120°C) (40/41PS)
Fluid Temperature	-65°F to 275°F / (-53.9°C to 135°C)

DIMENSIONS

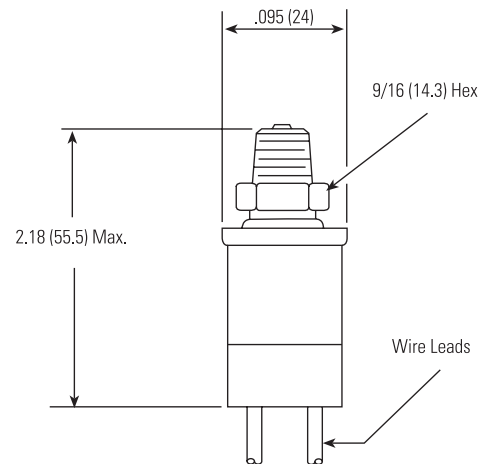
Dimensions in mm [Inch]

Typical Physical Characteristics - 20PS, 39PS, 40PS, 41PS

Quick Connect Construction



Leaded Construction



Typical Standard Fittings - (Other port fittings are available. Contact Sensata.)

1/4" Male Pipe Thread 	1/8" Male Pipe Thread 	1/4" Female Flare with Deflator
Capillary Tube Fitting (3 Configurations) 	Tube Fitting (4 Configurations) 	Female O-Ring



AGENCY APPROVALS AND CERTIFICATIONS



UL	File SA995 Guide SDFY2
UL (Canada)	File SA995 Guide SDFY8
PED EN 12263	Module B&D
ENEC, EN60730	EN60730-1, EN60730-2-6

RoHS Compliance Available



WARNINGS



HAZARD OF ELECTRIC SHOCK, EXPLOSION OR ARC FLASH

- Disconnect all power before installing or working with this equipment
- Verify all connections and replace all covers before turning on power

Failure to follow these instructions will result in death or serious injury

Sensata Technologies, Inc. ("Sensata") data sheets are solely intended to assist designers ("Buyers") who are developing systems that incorporate Sensata products (also referred to herein as "components"). Buyer understands and agrees that Buyer remains responsible for using its independent analysis, evaluation and judgment in designing Buyer's systems and products. Sensata data sheets have been created using standard laboratory conditions and engineering practices. Sensata has not conducted any testing other than that specifically described in the published documentation for a particular data sheet. Sensata may make corrections, enhancements, improvements and other changes to its data sheets or components without notice.

Buyers are authorized to use Sensata data sheets with the Sensata component(s) identified in each particular data sheet. HOWEVER, NO OTHER LICENSE, EXPRESS OR IMPLIED, BY ESTOPPEL OR OTHERWISE TO ANY OTHER SENSATA INTELLECTUAL PROPERTY RIGHT, AND NO LICENSE TO ANY THIRD PARTY TECHNOLOGY OR INTELLECTUAL PROPERTY RIGHT, IS GRANTED HEREIN. SENSATA DATA SHEETS ARE PROVIDED "AS IS". SENSATA MAKES NO WARRANTIES OR REPRESENTATIONS WITH REGARD TO THE DATA SHEETS OR USE OF THE DATA SHEETS, EXPRESS, IMPLIED OR STATUTORY, INCLUDING ACCURACY OR COMPLETENESS. SENSATA DISCLAIMS ANY WARRANTY OF TITLE AND ANY IMPLIED WARRANTIES OF MERCHANTABILITY, FITNESS FOR A PARTICULAR PURPOSE, QUIET ENJOYMENT, QUIET POSSESSION, AND NON-INFRINGEMENT OF ANY THIRD PARTY INTELLECTUAL PROPERTY RIGHTS WITH REGARD TO SENSATA DATA SHEETS OR USE THEREOF.

All products are sold subject to Sensata's terms and conditions of sale supplied at www.sensata.com SENSATA ASSUMES NO LIABILITY FOR APPLICATIONS ASSISTANCE OR THE DESIGN OF BUYERS' PRODUCTS. BUYER ACKNOWLEDGES AND AGREES THAT IT IS SOLELY RESPONSIBLE FOR COMPLIANCE WITH ALL LEGAL, REGULATORY AND SAFETY-RELATED REQUIREMENTS CONCERNING ITS PRODUCTS, AND ANY USE OF SENSATA COMPONENTS IN ITS APPLICATIONS, NOTWITHSTANDING ANY APPLICATIONS-RELATED INFORMATION OR SUPPORT THAT MAY BE PROVIDED BY SENSATA.

Mailing Address: Sensata Technologies, Inc., 529 Pleasant Street, Attleboro, MA 02703, USA.

CONTACT US

Americas

+1 (800) 350 2727
sensors@sensata.com
switches@sensata.com

Europe, Middle East & Africa

+359 (2) 809 1826
pressure-info.eu@sensata.com

Asia Pacific

sales.isasia@list.sensata.com
China +86 (21) 2306 1500
Japan +81 (45) 277 7117
Korea +82 (31) 601 2004
India +91 (80) 67920890
Rest of Asia +886 (2) 27602006
ext 2808

Datasheets provided by Sensata Technologies, Inc., its subsidiaries and/or affiliates ("Sensata") are solely intended to assist third parties ("Buyers") who are developing systems that incorporate Sensata products (also referred to herein as "components"). Buyer understands and agrees that Buyer remains responsible for using its independent analysis, valuation, and judgment in designing Buyer's systems and products. Sensata datasheets have been created using standard laboratory conditions and engineering practices. Sensata has not conducted any testing other than that specifically described in the published documentation for a particular datasheet. Sensata may make corrections, enhancements, improvements, and other changes to its datasheets or components without notice.

Buyers are authorized to use Sensata datasheets with the Sensata component(s) identified in each particular datasheet. HOWEVER, NO OTHER LICENSE, EXPRESS OR IMPLIED, BY ESTOPPEL OR OTHERWISE TO ANY OTHER SENSATA INTELLECTUAL PROPERTY RIGHT, AND NO LICENSE TO ANY THIRD PARTY TECHNOLOGY OR INTELLECTUAL PROPERTY RIGHT, IS GRANTED HEREIN. SENSATA DATASHEETS ARE PROVIDED "AS IS". SENSATA MAKES NO WARRANTIES OR REPRESENTATIONS WITH REGARD TO THE DATASHEETS OR USE OF THE DATASHEETS, EXPRESS, IMPLIED, OR STATUTORY, INCLUDING ACCURACY OR COMPLETENESS. SENSATA DISCLAIMS ANY WARRANTY OF TITLE AND ANY IMPLIED WARRANTIES OF MERCHANTABILITY, FITNESS FOR A PARTICULAR PURPOSE, QUIET ENJOYMENT, QUIET POSSESSION, AND NON-INFRINGEMENT OF ANY THIRD PARTY INTELLECTUAL PROPERTY RIGHTS WITH REGARD TO SENSATA DATASHEETS OR USE THEREOF.

All products are sold subject to Sensata's terms and conditions of sale supplied at www.sensata.com. SENSATA ASSUMES NO LIABILITY FOR APPLICATIONS ASSISTANCE OR THE DESIGN OF BUYERS' PRODUCTS. BUYER ACKNOWLEDGES AND AGREES THAT IT IS SOLELY RESPONSIBLE FOR COMPLIANCE WITH ALL LEGAL, REGULATORY, AND SAFETY-RELATED REQUIREMENTS CONCERNING ITS PRODUCTS, AND ANY USE OF SENSATA COMPONENTS IN ITS APPLICATIONS, NOTWITHSTANDING ANY APPLICATIONS-RELATED INFORMATION OR SUPPORT THAT MAY BE PROVIDED BY SENSATA.

Mailing Address: Sensata Technologies, Inc., 529 Pleasant Street, Attleboro, MA 02703, USA

CONTACT US

Regional head offices:

United States of America

Sensata Technologies

Attleboro, MA

Phone: 508-236-3800

E-mail: support@sensata.com

Netherlands

Sensata Technologies Holland B.V.

Hengelo

Phone: +31 74 357 8000

E-mail: support@sensata.com

China

Sensata Technologies China Co., Ltd.

Shanghai

Phone: +8621 2306 1500

E-mail: support@sensata.com

Copyright © 2023 Sensata Technologies, Inc.