



65W Desktop C8 Adapter Series



Features

- DOE Level VI Efficiency Compliant
- ErP/Ecodesign Directive 2009/125/EC – Regulation EU 2019/1782 Compliant
- EU CoC Tier 2 Compliant
- Over Voltage, Short Circuit and Over Current Protection
- Non-Vented/Spill-Proof Case
- Class B EMI

Applications

- Networking
- Peripherals
- Consumer Electronics

*NRCan approval for PPL65W-120, PPL65W-150, PPL65W-180, PPL65W-190, PPL65W-240, PPL65W-480, PPL65W-560 models only

Phihong Taiwan - No.568, Fuxing 3rd Rd., Guishan Dist., Taoyuan City (33383), Taiwan, ROC

Phihong USA - 47800 Fremont Blvd. Fremont, CA 94538, USA

Phihong Europe - Wattstraat 50, 2171 TR Sassenheim, The Netherlands



PPL65W Series Specifications¹

Model		PPL65W-120 ¹	PPL65W-135	PPL65W-150 ¹	PPL65W-160
Output	DC Output Voltage	12.0V	13.5V	15.0V	16.0V
	Max Current	5.0A	4.82A	4.34A	4.07A
	Output Power	60.0W	65.1W	65.1W	65.12W
	Regulation	± 5%	± 5%	± 5%	± 5%
	Ripple & Noise P-P(max) ²	120mV	135mV	150mV	160mV
Input	AC Input Voltage Range	90 to 264VAC			
	AC Input Frequency	47 to 63Hz			
	Input Current	1.4A max			
	Inrush Current	80A max., 240VAC (Cold Start at ambient 25°C, full load)			
	No Load Power Consumption at 115VAC Input	≤ 0.150W	≤ 0.150W	≤ 0.150W	≤ 0.150W
	No Load Power Consumption at 230VAC Input	≤ 0.150W	≤ 0.150W	≤ 0.150W	≤ 0.150W
	115VAC Average Efficiency ³	≥ 88.0%	≥ 88.0%	≥ 88.0%	≥ 88.0%
	230VAC Average Efficiency ³	≥ 88.0%	≥ 88.0%	≥ 88.0%	≥ 88.0%
	230VAC 10% Load Efficiency ³	≥ 79.0%	≥ 79.0%	≥ 79.0%	≥ 79.0%
	Leakage Current	<0.25mA			
Protection	Over-Voltage	150% max	150% max	150% max	150% max
	Short Circuit	Auto-recover after short-circuit fault is removed			
	Over-Current	180% max	180% max	180% max	180% max
Environmental	Operating Temperature	0°C to +40°C			
	Non-Operating Temperature	-20° to +80°C			
	Operating Humidity	20 to +80%			
Safety Approvals and EMC	Dielectric Withstand (HI-POT)	Primary to Secondary: 3000VAC for 1min, 10mA			
	Insulation Resistance	Primary to Secondary: 10M ohm for 500VDC			
	Standards	cULus 62368-1, IEC 62368-1			
	EMI Emissions	FCC Part 15 Class B, CAN ICES-003(B)/NMB-003(B), EN 55032/CISPR 32 Class B Conducted and Radiated			
	Harmonic Current Emissions	IEC 61000-3-2			
	Voltage Fluctuations & Flicker	IEC 61000-3-3			
	Immunity	EN 55035/CISPR 35: IEC 61000-4-2, IEC 61000-4-3, IEC 61000-4-4, IEC 61000-4-5, IEC 61000-4-6, IEC 61000-4-8, IEC 61000-4-11			
Mechanical	Dimensions (L x W x H)	115mm (4.53in) x 53mm (2.09in) x 38mm (1.50in)			
	Weight	310g			
	Cable Length	1500mm			
	DC Cable Type	16 AWG	16 AWG	16 AWG	16 AWG
	DC Output Connector	2.1mm x 5.5mm x 10.0mm			
	DC Plug Pin Assignment	Inner (V+) / Outer GND (V-)			
	Input Connector	IEC 60320 C8			

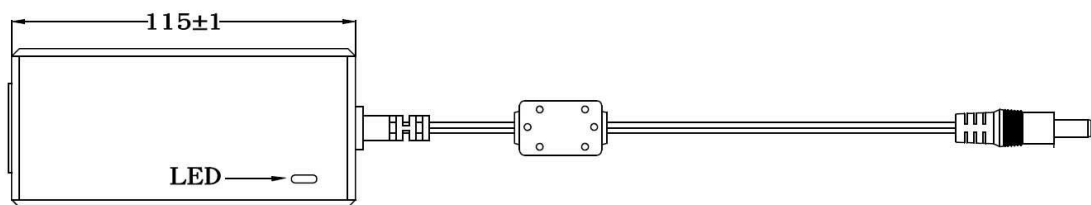
Model		PPL65W-180*	PPL65W-190*	PPL65W-200	PPL65W-240*
Output	DC Output Voltage	18.0V	19.0V	20.0V	24.0V
	Max Current	3.62A	3.43A	3.25A	2.71A
	Output Power	65.2W	65.2W	65.0W	65.04W
	Regulation	± 5%	± 5%	± 5%	± 5%
	Ripple & Noise P-P(max) ²	180mV	190mV	200mV	240mV
Input	AC Input Voltage Range	90 to 264VAC			
	AC Input Frequency	47 to 63Hz			
	Input Current	1.4A max			
	Inrush Current	80A max., 240VAC (Cold Start at ambient 25°C, full load)			
	No Load Power Consumption at 115VAC Input	≤ 0.150W	≤ 0.150W	≤ 0.150W	≤ 0.150W
	No Load Power Consumption at 230VAC Input	≤ 0.150W	≤ 0.150W	≤ 0.150W	≤ 0.150W
	115VAC Average Efficiency ³	≥ 88.0%	≥ 88.0%	≥ 88.0%	≥ 88.0%
	230VAC Average Efficiency ³	≥ 88.0%	≥ 88.0%	≥ 88.0%	≥ 88.0%
	230VAC 10% Load Efficiency ³	≥ 79.0%	≥ 79.0%	≥ 79.0%	≥ 79.0%
	Leakage Current	<0.25mA			
Protection	Over-Voltage	150% max	150% max	150% max	150% max
	Short Circuit	Auto-recover after short-circuit fault is removed			
	Over-Current	180% max	180% max	180% max	180% max
Environmental	Operating Temperature	0°C to +40°C			
	Non-Operating Temperature	-20° to +80°C			
	Operating Humidity	20 to +80%			
Safety Approvals and EMC	Dielectric Withstand (HI-POT)	Primary to Secondary: 3000VAC for 1min, 10mA			
	Insulation Resistance	Primary to Secondary: 10M ohm for 500VDC			
	Standards	cULus 62368-1, IEC 62368-1			
	EMI Emissions	FCC Part 15 Class B, CAN ICES-003(B)/NMB-003(B), EN 55032/CISPR 32 Class B Conducted and Radiated			
	Harmonic Current Emissions	IEC 61000-3-2			
	Voltage Fluctuations & Flicker	IEC 61000-3-3			
	Immunity	EN 55035/CISPR 35: IEC 61000-4-2, IEC 61000-4-3, IEC 61000-4-4, IEC 61000-4-5, IEC 61000-4-6, IEC 61000-4-8, IEC 61000-4-11			
Mechanical	Dimensions (L x W x H)	115mm (4.53in) x 53mm (2.09in) x 38mm (1.50in)			
	Weight	310g			
	Cable Length	1500mm			
	DC Cable Type	18 AWG	18 AWG	18 AWG	18 AWG
	DC Output Connector	2.1mm x 5.5mm x 10.0mm			
	DC Plug Pin Assignment	Inner (V+) / Outer GND (V-)			
	Input Connector	IEC 60320 C8			

Model		PPL65W-300	PPL65W-320	PPL65W-480 [*]	PPL65W-560 [*]
Output	DC Output Voltage	30.0V	32.0V	48.0V	56.0V
	Max Current	2.17A	2.04A	1.36A	1.17A
	Output Power	65.1W	65.3W	65.3W	65.1W
	Regulation	± 5%	± 5%	± 5%	± 5%
	Ripple & Noise P-P(max) ²	300mV	320mV	480mV	560mV
Input	AC Input Voltage Range	90 to 264VAC			
	AC Input Frequency	47 to 63Hz			
	Input Current	1.4A max			
	Inrush Current	80A max., 240VAC (Cold Start at ambient 25°C, full load)			
	No Load Power Consumption at 115VAC Input	≤ 0.150W	≤ 0.150W	≤ 0.150W	≤ 0.150W
	No Load Power Consumption at 230VAC Input	≤ 0.150W	≤ 0.150W	≤ 0.150W	≤ 0.150W
	115VAC Average Efficiency ³	≥ 88.0%	≥ 88.0%	≥ 88.0%	≥ 88.0%
	230VAC Average Efficiency ³	≥ 88.0%	≥ 88.0%	≥ 88.0%	≥ 88.0%
	230VAC 10% Load Efficiency ³	≥ 79.0%	≥ 79.0%	≥ 79.0%	≥ 79.0%
	Leakage Current	<0.25mA			
Protection	Over-Voltage	150% max	150% max	150% max	150% max
	Short Circuit	Auto-recover after short-circuit fault is removed			
	Over-Current	180% max	180% max	180% max	180% max
Environmental	Operating Temperature	0°C to +40°C			
	Non-Operating Temperature	-20° to +80°C			
	Operating Humidity	20 to +80%			
Safety Approvals and EMC	Dielectric Withstand (HI-POT)	Primary to Secondary: 3000VAC for 1min, 10mA			
	Insulation Resistance	Primary to Secondary: 10M ohm for 500VDC			
	Standards	cULus 62368-1, IEC 62368-1			
	EMI Emissions	FCC Part 15 Class B, CAN ICES-003(B)/NMB-003(B), EN 55032/CISPR 32 Class B Conducted and Radiated			
	Harmonic Current Emissions	IEC 61000-3-2			
	Voltage Fluctuations & Flicker	IEC 61000-3-3			
	Immunity	EN 55035/CISPR 35: IEC 61000-4-2, IEC 61000-4-3, IEC 61000-4-4, IEC 61000-4-5, IEC 61000-4-6, IEC 61000-4-8, IEC 61000-4-11			
Mechanical	Dimensions (L x W x H)	115mm (4.53in) x 53mm (2.09in) x 38mm (1.50in)			
	Weight	310g			
	Cable Length	1500mm			
	DC Cable Type	18 AWG	18 AWG	22 AWG	22 AWG
	DC Output Connector	2.1mm x 5.5mm x 10.0mm			
	DC Plug Pin Assignment	Inner (V+) / Outer GND (V-)			
	Input Connector	IEC 60320 C8			
Notes	1. The specifications defined are at ambient temperature of 25°C, unless otherwise specified. 2. 20MHz bandwidth frequency oscilloscope, add a 0.1µF multilayer Cap. and Low ESR Electrolytic Cap. (10µF) at output connector terminals (nominal line voltage, full load). 3. Efficiency is measured after 30 minutes burn-in.				

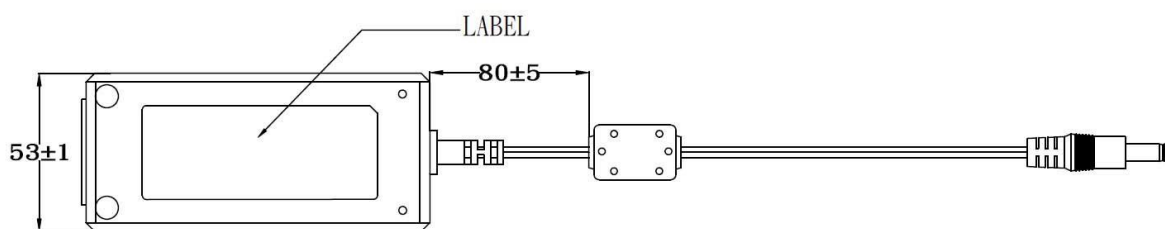
*NRCan approval for PPL65W-120, PPL65W-150, PPL65W-180, PPL65W-190, PPL65W-240, PPL65W-480, PPL65W-560 models only



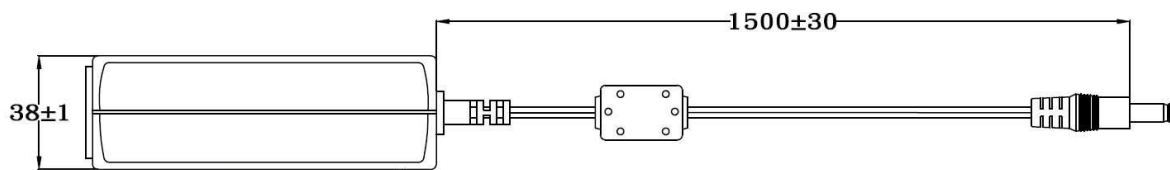
PPL65W Outline Drawing



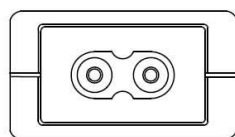
TOP-VIEW



BOTTOM-VIEW



SIDE-VIEW



FRONT-VIEW



Supplier's Declaration of Conformity
47 CFR § 2.1077 Compliance Information

Phihong USA Corporation
47800 Fremont Boulevard
Fremont, CA 94538
Telephone: (510) 445-0100
www.phihong.com

This device complies with/The devices in this product series comply with part 15 of the FCC Rules. Operation is subject to the following two conditions: (1) This device may not cause harmful interference, and (2) this device must accept any interference received, including interference that may cause undesired operation.



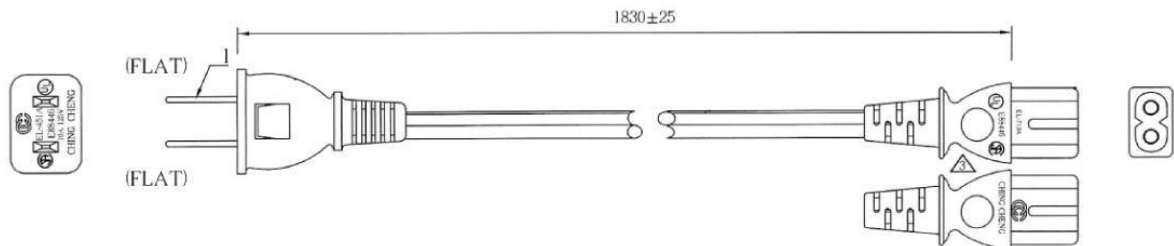
Line Cords - Sold Separately

Model		AC15WNA-R	AC15WEU-R	AC15WUK-R
Specifications	Plug Type	North America NEMA 1-15P	Continental Europe CEE 7XVI	United Kingdom BS 1363
	Connector	IEC320 C7	IEC320 C7	IEC320 C7
	Wire Size	18 AWG	0.75mm	0.75mm
	Temperature	60°C	60°C	60 °C
	Amperage Rating	7A	2.5A	2.5A
	Voltage Rating	125V	250V	250V
	Cable Length	1830mm	1830mm	1830mm
Safety Approvals		CSA; UL	CEBEC; DEMKO; DVE; FIMKO; GOST; IMQ; KEMA; NEMKO; NF; OVE; SEMKO; SEV	BSI; Safety Mark
Photos				

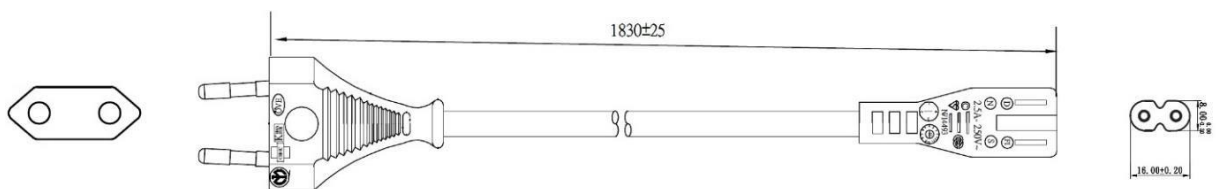


Line Cords - Outline Drawings

AC15WNA-R



AC15WEU-R



AC15WUK-R

