THIS COPY IS PROVIDED ON A RESTRICTED BASIS AND IS NOT TO BE USED IN ANY WAY DETRIMENTAL TO THE INTERESTS OF PANDUIT CORP.

PANDUIT P/N	WEIGHT
RPSH163C13TL6	8.0 LBS/EACH 3.6 Kg/EACH

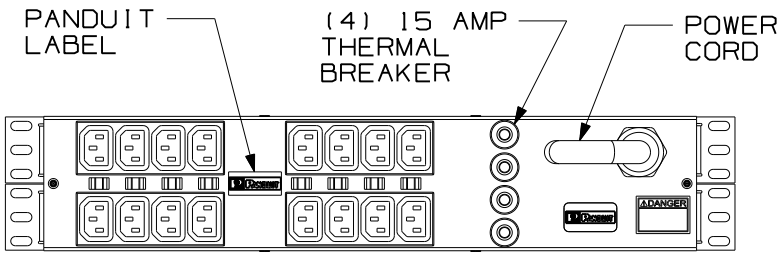

FRONT VIEW

NOTES:

1. VISIT OUR ON-LINE CATALOG AT WWW.PANDUIT.COM FOR A CURRENT LIST OF PRODUCTS APPLICABLE FOR USE WITH THIS PART.
2. ACCESSORY COMPONENTS:
   (4) #10-32 X 1/2" MOUNTING SCREWS
   (4) #12-24 X 1/2" MOUNTING SCREWS
3. THE POWER STRIP SHALL HAVE THE FOLLOWING:
   -SIXTEEN (16) - IEC320 (C-13) RECEPTACLES
   -10-FOOT POWER CORD WITH NEMA L6-30P TWIST LOCK PLUG
4. DIMENSIONS IN PARENTHESES ARE METRIC (mm).

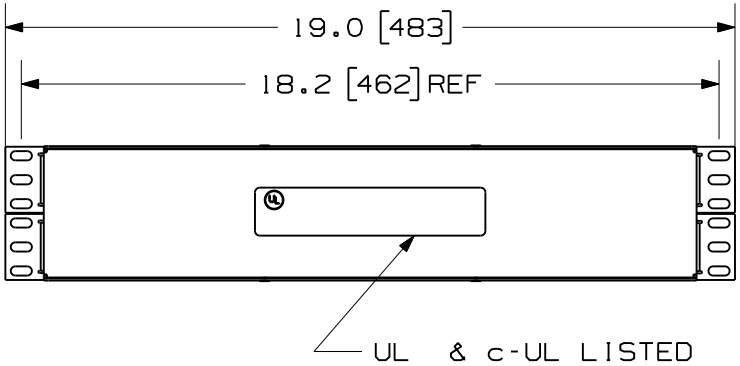

BACK VIEW

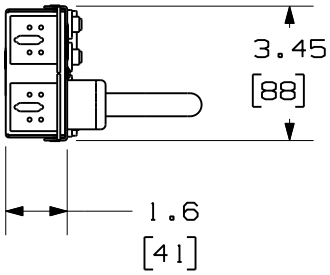

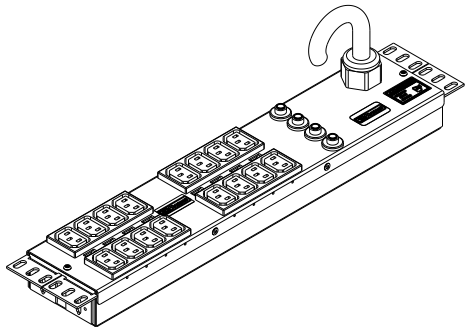

REV	DATE	BY	CHK	DESCRIPTION	ECN - R	CUST	SUP	OTH
00	7-10-07	LEE		RELEASED TO PRODUCTION	10341-10			

MODEL FILENAME: V10341BD_RPSH163C13TL6_00.PRT

CAD FILENAME/LAYERS: V10341BD_DC_00A.PRT

PANDUIT CORP. TINLEY PARK, ILLINOIS

2RU 19" HORIZONTAL POWER STRIP
30 AMP 250V (RPSH163C13TL6)
CUSTOMER DRAWING

UNLESS OTHERWISE SPECIFIED, DIMENSIONAL TOLERANCES ARE:

INCHES		[METRIC - MILLIMETER]		ANGLE
X.X	± 0.06	X.	± 1.5	± 1°
X.XX	± 0.03	X.X	± 0.8	
X.XXX	± 0.015	X.XX	± 0.4	

UNLESS OTHERWISE SPECIFIED, ALL DIMENSIONS ARE GIVEN IN INCHES, THIRD ANGLE PROJECTION.

DRAWN BY: LEE

DATE: 7-10-07

CHK'D:

MAT'L: COLD-ROLLED STEEL

SCALE: NONE

DRAWING NO.: 10341-10

DWG SIZE: A