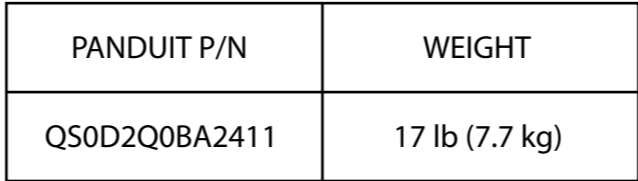


NOTES:

1. IDENTIFICATION: VERTICAL, MIXED (21) C-13 & (3) C-19 SWITCHED & ENVIRONMENTAL MONITORED 230/400V /16A / THREE-PHASE WYE POU

<u>PART NO.</u>	<u>COLOR</u>
QS0D2Q0BA2411	BLACK

2. ACCESSORY COMPONENTS:
 - (4) #10-32 x 1/2" MOUNTING SCREWS
 - (4) #12-24 x 1/2" MOUNTING SCREWS
 - (2) #10-32 LOCKING COLLAR SCREWS
 - (2) L-BRACKETS
3. DIMENSIONS IN PARENTHESES ARE METRIC (mm).
4. PHASE (X,Y,Z) LEVEL POWER (A,V,PF,KWH) MONITORING CAN BE ACCESSED REMOTELY VIA ETHERNET CONNECTION OR VIA OPTIONAL REMOTE DISPLAY (PVQ-RD). IN ADDITION, ENVIRONMENTAL SENSOR DATA CAN ALSO BE ACCESSED REMOTELY VIA ETHERNET CONNECTION.



<u>PART NO.</u>	<u>COLOR</u>
QS0D2Q0BA2411	BLACK

2. ACCESSORY COMPONENTS:
 (4) #10-32 x 1/2" MOUNTING SCREWS
 (4) #12-24 x 1/2" MOUNTING SCREWS
 (2) #10-32 LOCKING COLLAR SCREWS
 (2) L-BRACKETS

3. DIMENSIONS IN PARENTHESES ARE METRIC (mm).

4. PHASE (X,Y,Z) LEVEL POWER (A,V,PF,KWH) MONITORING CAN BE ACCESSED REMOTELY VIA ETHERNET CONNECTION OR VIA OPTIONAL REMOTE DISPLAY (PVQ-RD). IN ADDITION, ENVIRONMENTAL SENSOR DATA CAN ALSO BE ACCESSED REMOTELY VIA ETHERNET CONNECTION.

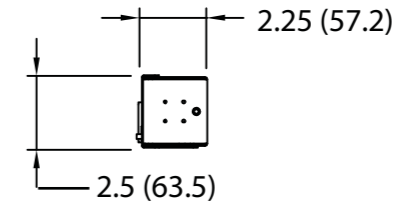
5. INDIVIDUAL RECEPTACLES CAN BE SWITCHED ON/OFF REMOTELY. IN ADDITION, SEQUENTIAL START UP IS AVAILABLE TO AVOID POWER INTERRUPTIONS DUE TO HIGH IN RUSH CURRENTS.

6. UNIT COMPLIES WITH IEC 60950-1, EN55022, EN55024, AND IS CE MARKED.

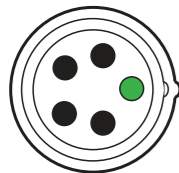
7. RoHS COMPLIANT.

8. VISIT OUR ON-LINE CATALOG AT WWW.PANDUIT.COM FOR A CURRENT LIST OF PRODUCTS APPLICABLE FOR USE WITH THIS PART.

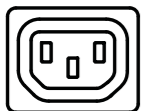
9. MAXIMUM AVAILABLE POWER = 11 KW



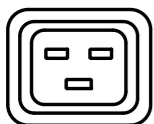
— 3 METER INLET POWER CORD



PLUG
16 AMP, 230/400V x 3~ WYE
4P/5W
IEC 60309, SPLASHPROOF



TWENTY-ONE (21)
RECEPTACLES
10 AMP, 250V
STRAIGHT BLADE
IEC 60320/C13



THREE (3)
RECEPTACLES
16 AMP, 250V
STRAIGHT BLADE
IEC 60320/C19

00A	2-1-11	MAV		RELEASED TO PRODUCTION	09V098GI				
REV	DATE	BY	CHK	DESCRIPTION	ECN - R	CUST	SUP	OTH	

MODEL FILENAME		09V098GI/00.PRT	
CAD FILENAME/LAYERS		09V098GI_DC/00A.PRT	
PANDUIT CORP TINLEY PARK, ILLINOIS			
VERTICAL, MIXED (21) C-13 & (3) C-19 SWITCHED & ENVIRONMENTAL MONITORED POWER OUTLET UNIT (QS0D2Q0BA2411) CUSTOMER DRAWING			
UNLESS OTHERWISE SPECIFIED, DIMENSIONAL TOLERANCES ARE:		UNLESS OTHERWISE SPECIFIED,	
INCHES X.X +/- 0.03 X.XX +/- 0.015 X.XXX +/- 0.005		[METRIC - MILLIMETER] X. +/- 0.8 X.X +/- 0.4 X.XX +/- 0.13	
ANGLE +/- 1°		ALL DIMENSIONS ARE GIVEN IN INCHES, THIRD ANGLE PROJECTION	
DRAWN BY MAV		SCALE NONE	
DATE 2-1-11		DRAWING NO. 09V098GI	
CHK'D H		DWG B SIZE	