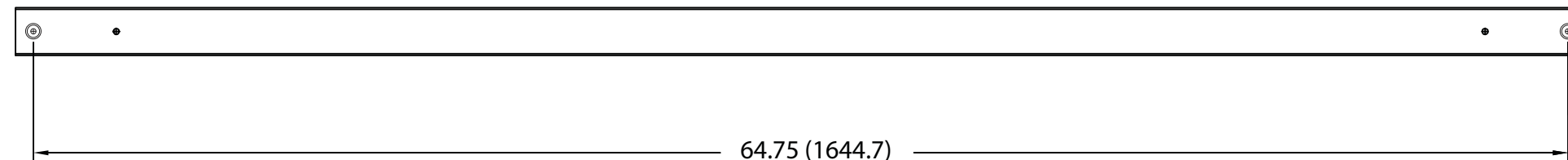


NOTES:
1. IDENTIFICATION: VERTICAL, (24) 5-20R
NETWORKED & ENVIRONMENTAL MONITORED (EXPANDED)
120V / 20A / SINGLE-PHASE POU

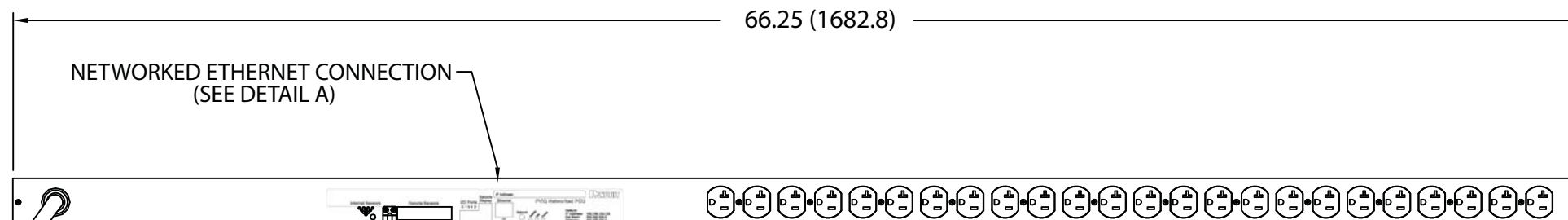


PANDUIT P/N	WEIGHT
QM0A1C0BA24E1	17 lb (7.7 kg)


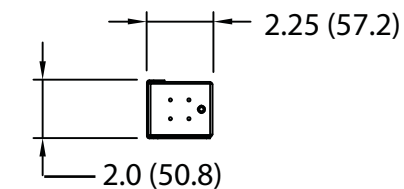
2. ACCESSORY COMPONENTS:
- (4) #10-32 x 1/2" MOUNTING SCREWS
 - (4) #12-24 x 1/2" MOUNTING SCREWS
 - (2) #10-32 LOCKING COLLAR SCREWS
 - (2) L-BRACKETS
 - (1) I/O INSERTION TOOL
3. DIMENSIONS IN PARENTHESES ARE METRIC (mm).
- 4. AGGREGATE POWER (A,V,PF,KWH) MONITORING CAN BE ACCESSED REMOTELY VIA ETHERNET CONNECTION OR VIA OPTIONAL REMOTE DISPLAY (PVQ-RD). IN ADDITION, ENVIRONMENTAL SENSOR DATA CAN ALSO BE ACCESSED REMOTELY VIA ETHERNET CONNECTION. (EXPANDED) UNITS HAVE 5 ON-BOARD SENSORS THAT MEASURE TEMPERATURE, RELATIVE HUMIDITY, AIR FLOW, LIGHT, AND SOUND.
 - 5. UL® & c-UL® LISTED 60950.
 - 6. RoHS COMPLIANT.
 - 7. VISIT OUR ON-LINE CATALOG AT WWW.PANDUIT.COM FOR A CURRENT LIST OF PRODUCTS APPLICABLE FOR USE WITH THIS PART.
 - 8. MAXIMUM AVAILABLE POWER = 1.9 KW



TOOLLESS MOUNTING BUTTON LOCATION



- 10 FOOT INLET POWER CORD



PLUG
20 AMP, 125V, SINGLE-PHASE
STRAIGHT BLADE
NEMA 5-20P



TWENTY-FOUR (24)
RECEPTACLES
20 AMP, 125V
STRAIGHT BLADE
NEMA 5-20R

00A	2-7-11	MAV	KRKE	RELEASED TO PRODUCTION	09V098PS				
REV	DATE	BY	CHK	DESCRIPTION	ECN - R	CUST	SUP	OTH	

MODEL FILENAME		09V098PS/00.PRT													
CAD FILENAME/LAYERS		09V098PS_DC/00A.PRT													
<div>PANDUIT CORP TINLEY PARK, ILLINOIS</div>															
VERTICAL, (24) 5-20R NETWORKED & ENVIRONMENTAL MONITORED (EXPANDED) POWER OUTLET UNIT (QM0A1C0BA24E1) CUSTOMER DRAWING															
UNLESS OTHERWISE SPECIFIED, DIMENSIONAL TOLERANCES ARE: <table><tr><td>INCHES</td><td>[METRIC - MILLIMETER]</td><td>ANGLE</td></tr><tr><td>X.X +/- 0.03</td><td>X. +/- 0.8</td><td></td></tr><tr><td>X.XX +/- 0.015</td><td>X.X +/- 0.4</td><td>+/- 1°</td></tr><tr><td>X.XXX +/- 0.005</td><td>X.XX +/- 0.13</td><td></td></tr></table>		INCHES	[METRIC - MILLIMETER]	ANGLE	X.X +/- 0.03	X. +/- 0.8		X.XX +/- 0.015	X.X +/- 0.4	+/- 1°	X.XXX +/- 0.005	X.XX +/- 0.13		UNLESS OTHERWISE SPECIFIED, ALL DIMENSIONS ARE GIVEN IN INCHES, THIRD ANGLE PROJECTION	
INCHES	[METRIC - MILLIMETER]	ANGLE													
X.X +/- 0.03	X. +/- 0.8														
X.XX +/- 0.015	X.X +/- 0.4	+/- 1°													
X.XXX +/- 0.005	X.XX +/- 0.13														
DRAWN BY MAV		SCALE NONE													
DATE 2-7-11		DRAWING NO. 09V098PS													
CHK'D KRKE		DWG B													