

E3X-DRT21/SRT21/CIF11

CSM_E3X-DRT21_SRT21_CIF11_DS_E_3_2

Three New Communications Units for Fiber Amplifiers


DeviceNet
Communications
Unit
E3X-DRT21



CompoBus/S
Communications
Unit
E3X-SRT21

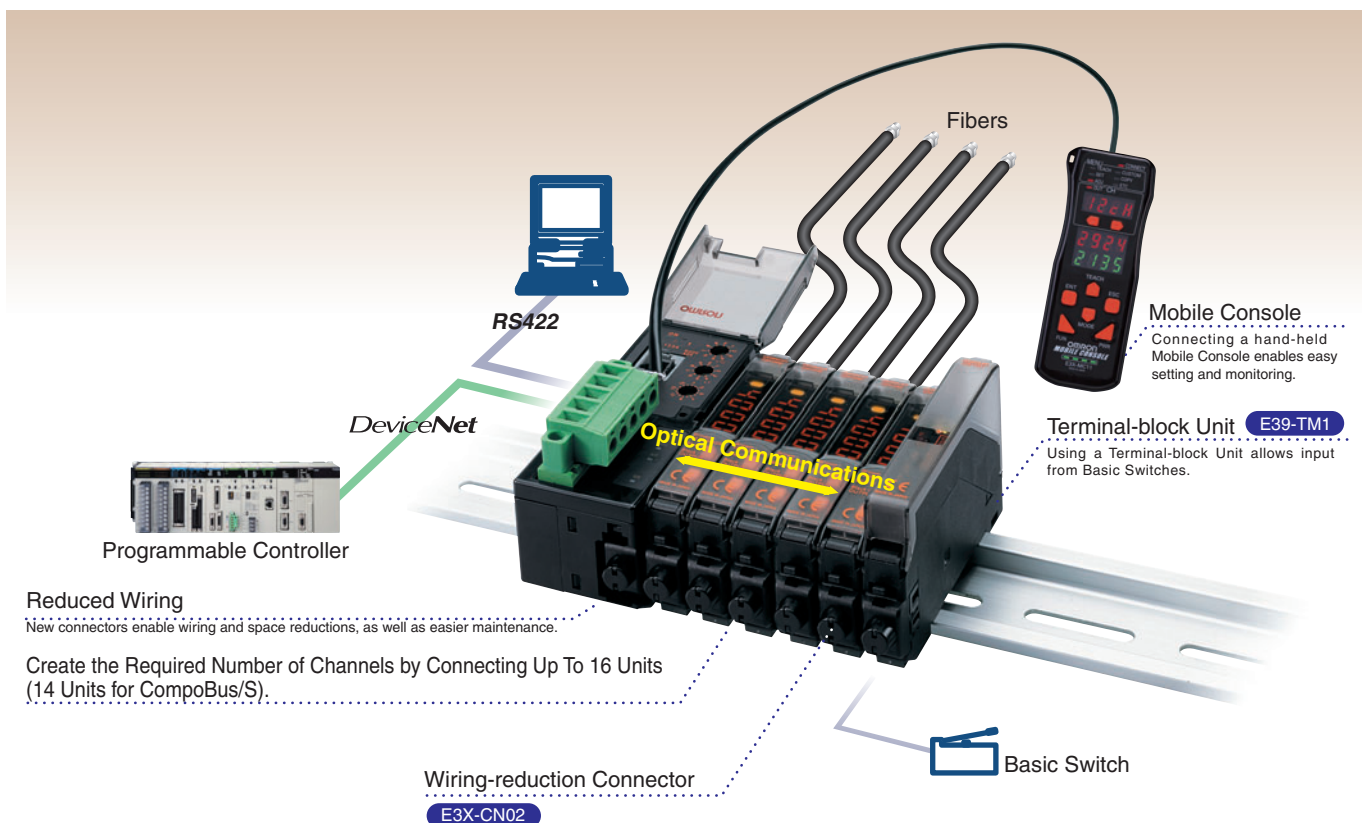


RS-422
Communications
Unit
E3X-CIF11



Note: Manufacture of the E3X-DA6-P will be discontinued in March 2017.

Features



Ordering Information

Communications Units

Communications method	Model
DeviceNet	E3X-DRT21
CompoBus/S	E3X-SRT21
RS-422	E3X-CIF11

Terminal-block Unit

Communications method	Model
All communications methods	E39-TM1

Fiber Amplifier with Incident Level Monitoring Function*1, 2

Communications method	Model
All communications methods	E3X-DA6-P

Wiring-reduction Connector*1

Communications method	Model
---	E3X-CN02

*1. Order Fiber Amplifiers and Wiring-reduction Connectors as sets.

*2. Manufacture of the E3X-DA6-P will be discontinued in March 2017.

Ratings and Specifications

Communications Units

Item	Model	E3X-DRT21	E3X-SRT21	E3X-CIF11
Communications method		DeviceNet	CompoBus/S	RS-422
Connectable Fiber Amplifiers *1		*2 E3X-DA6 *3, E3X-DA8 *3, E3X-DAB6, E3X-DAB8, E3X-DAG6, E3X-DAG8 E3X-DA6TW *3, E3X-DA8TW *3, E3X-DA6-P *3, E39-TM1		
Number of connectable Fiber Amplifiers		16 max.	14 max.	16 max.
Power supply voltage		11 to 25 VDC	14 to 26.4 VDC	11.4 to 26.4 VDC (12 VDC -5% to 24 VDC +10%)
Internal current consumption *4		70 mA max.	30 mA max.	40 mA max.
Ambient temperature		Operating: -20 to 55°C, Storage: -30 to 70°C (with no icing or condensation)		
Ambient humidity		35% to 85% (with no condensation)		
Weight (packed state)		Approx. 150 g		Approx. 200 g

*1. Connection is not supported for Pre-wired Amplifiers (e.g., E3X-DA11-N) and water-resistant Amplifiers (e.g., E3X-DA11V).

*2. Connection is supported for products manufactured on or after the date shown below (indicated with the lot number).

Connection is also supported for models with "MADE IN JAPAN" on the cover underlined.

Lot No. 1 8 6 0 1 — Manufactured on 18 June 2001.

↑ ↑ Last two digits of the year of manufacture.

↑ Month of manufacture. October, November, and December are represented with X, Y, and Z respectively.

↑ Day of manufacture.

*3. Manufacturing of the E3X-DA□TW Series was discontinued at the end of March 2012. Manufacture of the E3X-DA6/DA8/DA6-P will be discontinued in March 2017.

*4. Does not include the current supplied to the Fiber Amplifier.

Terminal-block Unit

Item	Model	E39-TM1
Power supply voltage*1		12 to 24 VDC ±10%, ripple (p-p) 10% max.
Sensor power supply		11 to 23 VDC (power supply voltage -1 V)
Current consumption		40 mA max. + Sensor current consumption (total: 100 mA max.)
Response speed		1.2 ms max.
Number of inputs		1 point
Input signals		NPN/PNP no-voltage input (contact and non-contact), switchable
Input operating configuration		N.O./ N.C., switchable
Indicators		Input signal display (orange)
Ambient temperature*2		Operating: Groups of 1 to 3 Units: -25 to 55°C (with no icing or condensation) Groups of 4 to 8 Units: -25 to 45°C (with no icing or condensation) Groups of 9 to 16 Units: -25 to 40°C (with no icing or condensation) Storage: -30 to 70°C

*1. The power supply for the E39-TM1 is provided from the Communications Unit (order separately). Use an E3X-CN02 (order separately) Connector.

*2. When 4 or more Units are grouped together, the current consumption per Unit must not exceed 75 mA. When using together with the E3X-DA-N Fiber Amplifiers, connect the E39-TM1 Units at the end of the group. In this case, the upper limit for the ambient temperature for the E3X-DA-N Amplifiers is the rated upper limit -5°C.

E3X-DRT21/SRT21/CIF11

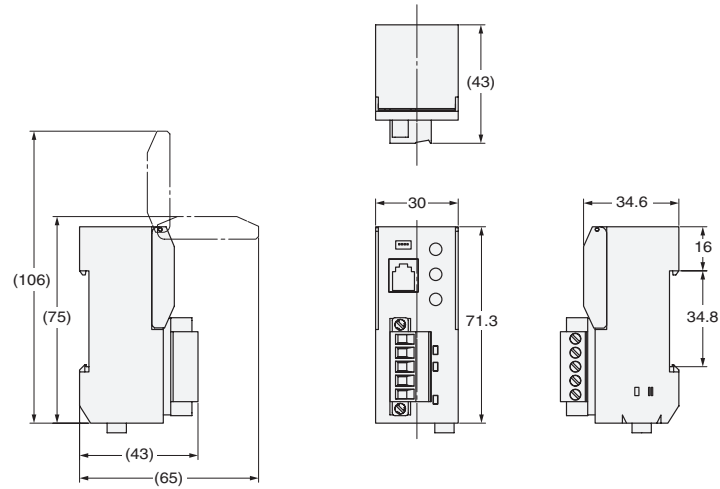
(Unit: mm)

Dimensions

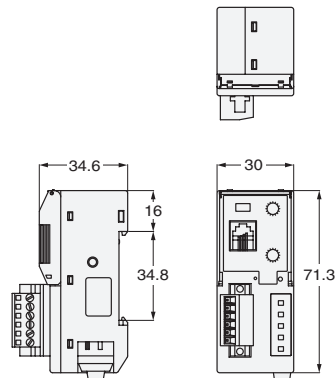
Unless otherwise specified, the tolerance class IT16 is used for dimensions in this data sheet.

Communications Units

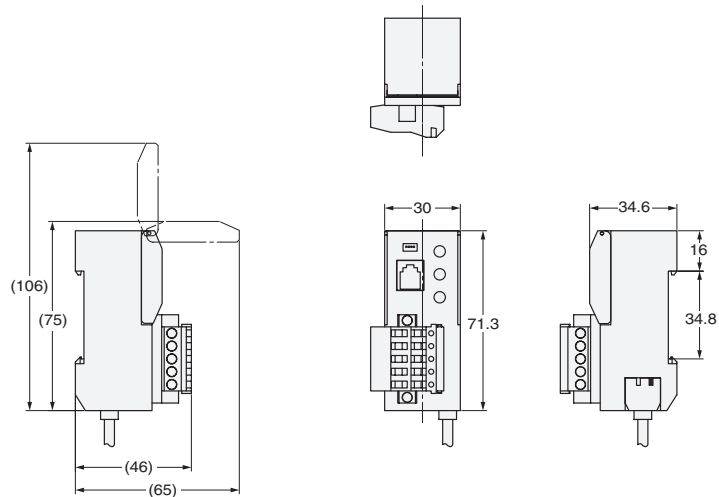
E3X-DRT21



E3X-SRT21

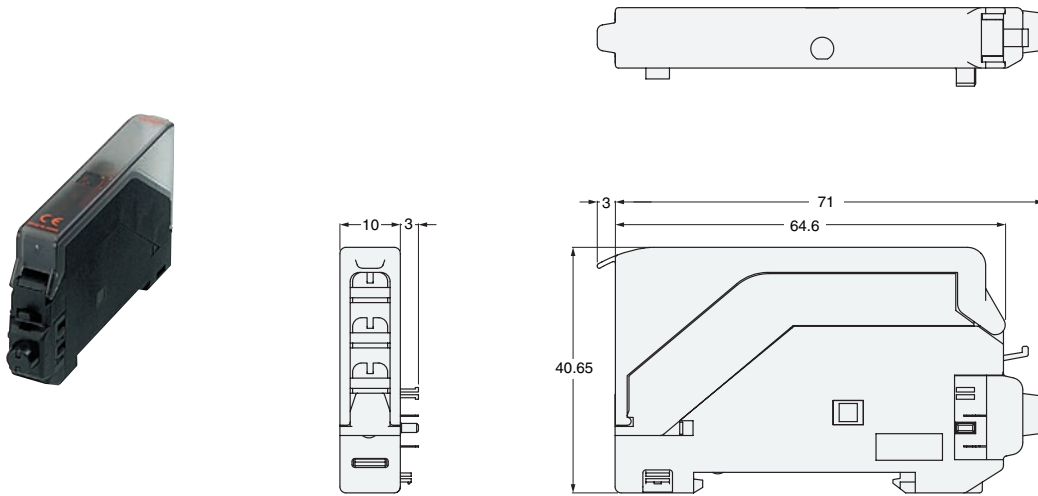


E3X-CIF11



Terminal-block Unit

E39-TM1



In the interest of product improvement, specifications are subject to change without notice.

Terms and Conditions Agreement

Read and understand this catalog.

Please read and understand this catalog before purchasing the products. Please consult your OMRON representative if you have any questions or comments.

Warranties.

(a) Exclusive Warranty. Omron's exclusive warranty is that the Products will be free from defects in materials and workmanship for a period of twelve months from the date of sale by Omron (or such other period expressed in writing by Omron). Omron disclaims all other warranties, express or implied.

(b) Limitations. OMRON MAKES NO WARRANTY OR REPRESENTATION, EXPRESS OR IMPLIED, ABOUT NON-INFRINGEMENT, MERCHANTABILITY OR FITNESS FOR A PARTICULAR PURPOSE OF THE PRODUCTS. BUYER ACKNOWLEDGES THAT IT ALONE HAS DETERMINED THAT THE PRODUCTS WILL SUITABLY MEET THE REQUIREMENTS OF THEIR INTENDED USE.

Omron further disclaims all warranties and responsibility of any type for claims or expenses based on infringement by the Products or otherwise of any intellectual property right. (c) Buyer Remedy. Omron's sole obligation hereunder shall be, at Omron's election, to (i) replace (in the form originally shipped with Buyer responsible for labor charges for removal or replacement thereof) the non-complying Product, (ii) repair the non-complying Product, or (iii) repay or credit Buyer an amount equal to the purchase price of the non-complying Product; provided that in no event shall Omron be responsible for warranty, repair, indemnity or any other claims or expenses regarding the Products unless Omron's analysis confirms that the Products were properly handled, stored, installed and maintained and not subject to contamination, abuse, misuse or inappropriate modification. Return of any Products by Buyer must be approved in writing by Omron before shipment. Omron Companies shall not be liable for the suitability or unsuitability or the results from the use of Products in combination with any electrical or electronic components, circuits, system assemblies or any other materials or substances or environments. Any advice, recommendations or information given orally or in writing, are not to be construed as an amendment or addition to the above warranty.

See <http://www.omron.com/global/> or contact your Omron representative for published information.

Limitation on Liability; Etc.

OMRON COMPANIES SHALL NOT BE LIABLE FOR SPECIAL, INDIRECT, INCIDENTAL, OR CONSEQUENTIAL DAMAGES, LOSS OF PROFITS OR PRODUCTION OR COMMERCIAL LOSS IN ANY WAY CONNECTED WITH THE PRODUCTS, WHETHER SUCH CLAIM IS BASED IN CONTRACT, WARRANTY, NEGLIGENCE OR STRICT LIABILITY.

Further, in no event shall liability of Omron Companies exceed the individual price of the Product on which liability is asserted.

Suitability of Use.

Omron Companies shall not be responsible for conformity with any standards, codes or regulations which apply to the combination of the Product in the Buyer's application or use of the Product. At Buyer's request, Omron will provide applicable third party certification documents identifying ratings and limitations of use which apply to the Product. This information by itself is not sufficient for a complete determination of the suitability of the Product in combination with the end product, machine, system, or other application or use. Buyer shall be solely responsible for determining appropriateness of the particular Product with respect to Buyer's application, product or system. Buyer shall take application responsibility in all cases.

NEVER USE THE PRODUCT FOR AN APPLICATION INVOLVING SERIOUS RISK TO LIFE OR PROPERTY OR IN LARGE QUANTITIES WITHOUT ENSURING THAT THE SYSTEM AS A WHOLE HAS BEEN DESIGNED TO ADDRESS THE RISKS, AND THAT THE OMRON PRODUCT(S) IS PROPERLY RATED AND INSTALLED FOR THE INTENDED USE WITHIN THE OVERALL EQUIPMENT OR SYSTEM.

Programmable Products.

Omron Companies shall not be responsible for the user's programming of a programmable Product, or any consequence thereof.

Performance Data.

Data presented in Omron Company websites, catalogs and other materials is provided as a guide for the user in determining suitability and does not constitute a warranty. It may represent the result of Omron's test conditions, and the user must correlate it to actual application requirements. Actual performance is subject to the Omron's Warranty and Limitations of Liability.

Change in Specifications.

Product specifications and accessories may be changed at any time based on improvements and other reasons. It is our practice to change part numbers when published ratings or features are changed, or when significant construction changes are made. However, some specifications of the Product may be changed without any notice. When in doubt, special part numbers may be assigned to fix or establish key specifications for your application. Please consult with your Omron's representative at any time to confirm actual specifications of purchased Product.

Errors and Omissions.

Information presented by Omron Companies has been checked and is believed to be accurate; however, no responsibility is assumed for clerical, typographical or proofreading errors or omissions.