

# PACKAGING SPECIFICATION FOR

## DIN VALVE SERIES

### C19

1.0 SCOPE .....	2
2.0 PURPOSE .....	2
3.0 GENERAL PACKAGING INFORMATION .....	2
4.0 PACKAGING OF DIN VALVE OPTIONS .....	3
4.1 OPTION 1 - SINGLE PACKAGED: MOUNTED.....	2
4.2 OPTION 2 - BULK PACKAGED: MOUNTED: .....	2
5.0 CARTON DIMENSIONS.....	2
6.0 LABELLING .....	3
7.0 SHIPPING PALLETS .....	2
7.1 PALLET OPTIONS FOR MULTIPLES OF 500.....	2
7.2 PALLET OPTIONS FOR MULTIPLES OF 1000.....	2
7.3 PALLET OPTIONS FOR MULTIPLES OF 1500.....	3

THIS DOCUMENT CONTAINS INFORMATION THAT IS PROPRIETARY TO MOLEX ELECTRONIC TECHNOLOGIES, LLC AND SHOULD NOT BE USED WITHOUT WRITTEN PERMISSION

REVISION DESCRIPTION	REMOVED OBSOLETE PART NUMBER AS PER PCN#514494.			PACKAGING SPECIFICATION DIN SERIES C19				
CHANGE NO.	770993770993							
REVISED BY	RAVINR1	DATE	2023/11/10	DOC TYPE	DOC TYPE DESCRIPTION	DOC PART	SERIES	
REV APPR BY	GGA	DATE	2023/12/25	PS	PRODUCT SPECIFICATION WORD	001	121023	
INITIAL RELEASE				CUSTOMER		DOCUMENT NUMBER	REVISION	SHEET
INITIAL DRWN	SWARD_WEU	DATE	2009/11/04	GENERAL MARKET		PK-121023-C19	E3	1 OF 12
INITIAL APPR	EFOLAN	DATE	2010/02/08					

**1.0 SCOPE**

This specification specifies the general requirements to describe the packaging procedure for the DIN Valve series C19.

**2.0 PURPOSE**

The purpose of this specification is to assure that all DIN Valve options shipped from Molex arrive damage free and in a manner which allows ease of handling, storage, and distribution.

**3.0 GENERAL PACKAGING INFORMATION**

The recommended carton closure is tape.

The carton weight should not exceed 15kg.

THIS DOCUMENT CONTAINS INFORMATION THAT IS PROPRIETARY TO MOLEX ELECTRONIC TECHNOLOGIES, LLC AND SHOULD NOT BE USED WITHOUT WRITTEN PERMISSION

REVISION DESCRIPTION	REMOVED OBSOLETE PART NUMBER AS PER PCN#514494.			PACKAGING SPECIFICATION DIN SERIES C19			
CHANGE NO.	770993770993						
REVISED BY	RAVINR1	DATE	2023/11/10	DOC TYPE	DOC TYPE DESCRIPTION	DOC PART	SERIES
REV APPR BY	GGA	DATE	2023/12/25	PS	PRODUCT SPECIFICATION WORD	001	121023
INITIAL RELEASE				CUSTOMER	DOCUMENT NUMBER	REVISION	SHEET
INITIAL DRWN	SWARD_WEU	DATE	2009/11/04	GENERAL MARKET	PK-121023-C19	E3	2 OF 12
INITIAL APPR	EFOLAN	DATE	2010/02/08				

**4.0 PACKAGING OF DIN VALVE OPTIONS****4.1 OPTION 1 - SINGLE PACKAGED: MOUNTED:**

The single pack mounted connector consists of an Insert Assembly and a Cover Assembly mounted together with a screw and gasket where applicable, all placed in a bag (P/N 1211160571).

100 bags of mounted connector assemblies are placed in a carton for shipping, reference Table 1 below for carton part numbers



Figure 1 - Example of a Single Packaged Mounted Connector

Table 1, Finished parts mounted and single packed.

PART No.	MPM PART No.	SPQ	INNER BOX	OUTER BOX	MOQ	NOTES
1210240921	C19207N2214	1000	N/A	1211160004	1000	mPm Logo
1210240284	C19207N620Y92	1000	N/A	1211160005	1000	Festo Logo
1210240300	C19207N6BAP	200	1211160002	1211160005	200**	mPm Logo
1210240292	C19207N625N	200	1211160002	1211160005	200**	mPm Logo
1210240285	C19207N621111	1000	N/A	1211160004	1000	See 0350-28
* For quantities of 500, and multiples thereof, 5 Inner Box's (1211160002) are placed into 1 Outer Box (1211160005).						
** For quantities of 1000, and multiples thereof, 5 Inner Box's (1211160002) are placed into 1 Outer Box (1211160005).						

THIS DOCUMENT CONTAINS INFORMATION THAT IS PROPRIETARY TO MOLEX ELECTRONIC TECHNOLOGIES, LLC AND SHOULD NOT BE USED WITHOUT WRITTEN PERMISSION

REVISION DESCRIPTION		REMOVED OBSOLETE PART NUMBER AS PER PCN#514494.		PACKAGING SPECIFICATION DIN SERIES C19			
CHANGE NO.		770993770993					
REVISED BY	RAVINR1	DATE	2023/11/10	DOC TYPE	DOC TYPE DESCRIPTION	DOC PART	SERIES
REV APPR BY	GGA	DATE	2023/12/25	PS	PRODUCT SPECIFICATION WORD	001	121023
INITIAL RELEASE				CUSTOMER	DOCUMENT NUMBER	REVISION	SHEET
INITIAL DRWN	SWARD_WEU	DATE	2009/11/04	GENERAL MARKET	PK-121023-C19	E3	3 OF 12
INITIAL APPR	EFOLAN	DATE	2010/02/08				

**4.2 OPTION 2 - BULK PACKAGED: MOUNTED:**

The bulk pack mounted connector kit consists of 300 Insert Assemblies and Cover Assemblies mounted together and placed in a carton for shipping: reference Table 2 below for carton part numbers.

Where applicable (refer to the Bill of Material), a bag of screws and a bag of gaskets are included.

Components must not be mixed in bags.

This constitutes a kit of 300 mounted connectors.



Figure 2 - Example of bulk pack mounted connectors

THIS DOCUMENT CONTAINS INFORMATION THAT IS PROPRIETARY TO MOLEX ELECTRONIC TECHNOLOGIES, LLC AND SHOULD NOT BE USED WITHOUT WRITTEN PERMISSION

REVISION DESCRIPTION	REMOVED OBSOLETE PART NUMBER AS PER PCN#514494.			PACKAGING SPECIFICATION DIN SERIES C19				
CHANGE NO.	770993770993							
REVISED BY	RAVINR1	DATE	2023/11/10	DOC TYPE	DOC TYPE DESCRIPTION	DOC PART	SERIES	
REV APPR BY	GGA	DATE	2023/12/25	PS	PRODUCT SPECIFICATION WORD	001	121023	
INITIAL RELEASE				CUSTOMER		DOCUMENT NUMBER	REVISION	SHEET
INITIAL DRWN	SWARD_WEU	DATE	2009/11/04	GENERAL MARKET		PK-121023-C19	E3	4 OF 12
INITIAL APPR	EFOLAN	DATE	2010/02/08					

Table 2, Mounted, bulk packed final part numbers.

PART No.	MPM PART No.	SPQ	INNER BOX	OUTER BOX	MOQ	Notes
1210230435	C19207N26	300	1211160003	1211160004	300*	mPm Logo
1210230438	C19207N62	300	1211160003	1211160004	300*	mPm Logo
1210230443	C19207N6B	300	1211160003	1211160004	300*	mPm Logo
1210230467	C19307N62	300	1211160003	1211160004	300*	mPm Logo
1210230434	C19207N22	300	1211160003	1211160004	300*	mPm Logo
1210230469	C19307N64	300	1211160003	1211160004	300*	mPm Logo
1210230465	C19307N22	300	1211160003	1211160004	300*	mPm Logo
1210240293	C19207N626X	300	1211160003	1211160004	300*	cover only
1210230433	C19207N21	300	1211160003	1211160004	300*	mPm Logo
1210230454	C19207W62	300	1211160003	1211160004	300*	mPm Logo
1210230651	C19207W62SA	300	1211160003	1211160004	300*	mPm Logo
1210230464	C19307N21	300	1211160003	1211160004	300*	mPm Logo
1210230673	C193M2N62	300	1211160003	1211160004	300*	mPm Logo
1210230476	C19307T62	300	1211160003	1211160004	300*	mPm Logo
1210230474	C19307T22	300	1211160003	1211160004	300*	mPm Logo
1210230472	C19307N6B	300	1211160003	1211160004	300*	mPm Logo
1210230470	C19307N6A	300	1211160003	1211160004	300*	mPm Logo
1210240310	C19307N698901	300	1211160003	1211160004	300*	mPm Logo
1210240376	C19307N620077	300	1211160003	1211160004	300*	mPm Logo
1210230466	C19307N61	300	1211160003	1211160004	300*	mPm Logo
1210230752	C19307N24	300	1211160003	1211160004	300*	mPm Logo
1210230693	C19307N23	300	1211160003	1211160004	300*	mPm Logo
1210230672	C192M2N62	300	1211160003	1211160004	300*	mPm Logo
1210230753	C192M2N21	300	1211160003	1211160004	300*	mPm Logo
1210240307	C19207W6D	300	1211160003	1211160004	300*	mPm Logo
1210240884	C19207W620217	100	1211160003	1211160004	300*	3 bags of 100 comps
1210230818	C19207W21SA	300	1211160003	1211160004	300*	mPm Logo

THIS DOCUMENT CONTAINS INFORMATION THAT IS PROPRIETARY TO MOLEX ELECTRONIC TECHNOLOGIES, LLC AND SHOULD NOT BE USED WITHOUT WRITTEN PERMISSION

REVISION DESCRIPTION	REMOVED OBSOLETE PART NUMBER AS PER PCN#514494.			PACKAGING SPECIFICATION DIN SERIES C19					
CHANGE NO.	770993770993								
REVISED BY	RAVINR1	DATE	2023/11/10	DOC TYPE	DOC TYPE DESCRIPTION		DOC PART	SERIES	
REV APPR BY	GGA	DATE	2023/12/25	PS	PRODUCT SPECIFICATION WORD		001	121023	
INITIAL RELEASE				CUSTOMER		DOCUMENT NUMBER		REVISION	SHEET
INITIAL DRWN	SWARD_WEU	DATE	2009/11/04	GENERAL MARKET		PK-121023-C19		E3	5 OF 12
INITIAL APPR	EFOLAN	DATE	2010/02/08						

Table 2 (continued), Mounted, bulk packed final part numbers.

PART No.	MPM PART No.	SPQ	INNER BOX	OUTER BOX	MOQ	Notes
1210230447	C19207T22	300	1211160003	1211160004	300*	mPm Logo
1210230445	C19207N92	300	1211160003	1211160004	300*	mPm Logo
1210230441	C19207N6A	300	1211160003	1211160004	300*	mPm Logo
1210230437	C19207N61	300	1211160003	1211160004	300*	mPm Logo
1210230839	C19207W93SA	300	1211160003	1211160004	300*	mPm Logo
1210240937	C19307W22SA	300	1211160003	1211160004	300*	mPm Logo
1210240938	C19307N21P7	300	1211160003	1211160004	300*	mPm Logo

\* For quantities of 1500, and multiples thereof, 5 Inner Box's (1211160003) are placed into 1 Outer Box (1211160004).

THIS DOCUMENT CONTAINS INFORMATION THAT IS PROPRIETARY TO MOLEX ELECTRONIC TECHNOLOGIES, LLC AND SHOULD NOT BE USED WITHOUT WRITTEN PERMISSION

REVISION DESCRIPTION	REMOVED OBSOLETE PART NUMBER AS PER PCN#514494.			PACKAGING SPECIFICATION DIN SERIES C19				
CHANGE NO.	770993770993							
REVISED BY	RAVINR1	DATE	2023/11/10	DOC TYPE	DOC TYPE DESCRIPTION	DOC PART	SERIES	
REV APPR BY	GGA	DATE	2023/12/25	PS	PRODUCT SPECIFICATION WORD	001	121023	
INITIAL RELEASE				CUSTOMER		DOCUMENT NUMBER	REVISION	SHEET
INITIAL DRWN	SWARD_WEU	DATE	2009/11/04	GENERAL MARKET		PK-121023-C19	E3	6 OF 12
INITIAL APPR	EFOLAN	DATE	2010/02/08					

**5.0 CARTON DIMENSIONS**

All dimensions are internal dimensions of box and are in millimetres.

Carton Part No.	L	W	H
1211160002	300	190	140
1211160003	280	140	140
1211160004	780	305	165
1211160005	760	315	205
1211160524	780	305	165

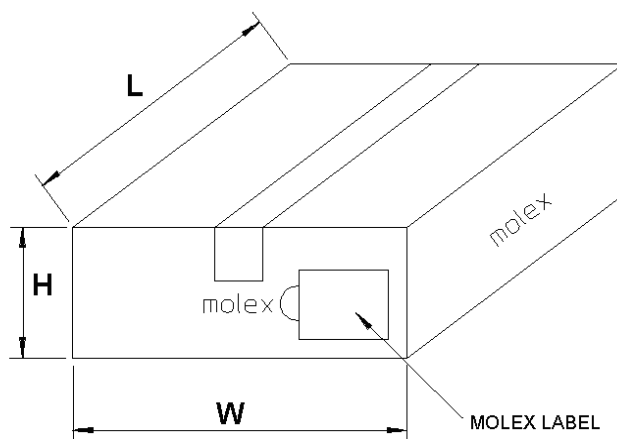


Figure 3 – Carton Box Dimensions

THIS DOCUMENT CONTAINS INFORMATION THAT IS PROPRIETARY TO MOLEX ELECTRONIC TECHNOLOGIES, LLC AND SHOULD NOT BE USED WITHOUT WRITTEN PERMISSION

REVISION DESCRIPTION	REMOVED OBSOLETE PART NUMBER AS PER PCN#514494.			PACKAGING SPECIFICATION DIN SERIES C19			
CHANGE NO.	770993770993						
REVISED BY	RAVINR1	DATE	2023/11/10	DOC TYPE	DOC TYPE DESCRIPTION	DOC PART	SERIES
REV APPR BY	GGA	DATE	2023/12/25	PS	PRODUCT SPECIFICATION WORD	001	121023
INITIAL RELEASE				CUSTOMER	DOCUMENT NUMBER	REVISION	SHEET
INITIAL DRWN	SWARD_WEU	DATE	2009/11/04	GENERAL MARKET	PK-121023-C19	E3	7 OF 12
INITIAL APPR	EFOLAN	DATE	2010/02/08				

**6.0 LABELLING**

The labels used are standard Molex Ireland labels and measure 124.0 x 70.0 mm.

See Figure 4 below for a label sample.






(1P) PART NUMBER XXXXXXXXXXXX				
				
DESCRIPTION				
(Q) QUANTITY XXX				
(12D) INV CTRL DATE XXXX/XX/XX				
(4L) COUNTRY OF ORIGIN Ireland				
(S) TRACKING NO XXXXXXXXXXXX			 <a href="http://www.molex.com">www.molex.com</a>	
REACH SVHC information - see <a href="http://www.molex.com">www.molex.com</a>				
Packing Standards 0/0				VS
Eng.Nr. XXXXXXXXXXXX				X/X
Molex P/N XXXXXXXXXXXX				
MOLEX IRELAND LTD., SHANNON INDUSTRIAL ESTATE, SHANNON, CO.CLARE, IRELAND				

Figure 4 – Molex Label Example

THIS DOCUMENT CONTAINS INFORMATION THAT IS PROPRIETARY TO MOLEX ELECTRONIC TECHNOLOGIES, LLC AND SHOULD NOT BE USED WITHOUT WRITTEN PERMISSION

REVISION DESCRIPTION		REMOVED OBSOLETE PART NUMBER AS PER PCN#514494.		PACKAGING SPECIFICATION DIN SERIES C19			
CHANGE NO.		770993770993					
REVISED BY	RAVINR1	DATE	2023/11/10	DOC TYPE	DOC TYPE DESCRIPTION	DOC PART	SERIES
REV APPR BY	GGA	DATE	2023/12/25	PS	PRODUCT SPECIFICATION WORD	001	121023
INITIAL RELEASE				CUSTOMER	DOCUMENT NUMBER	REVISION	SHEET
INITIAL DRWN	SWARD_WEU	DATE	2009/11/04	GENERAL MARKET	PK-121023-C19	E3	8 OF 12
INITIAL APPR	EFOLAN	DATE	2010/02/08				



**7.0 SHIPPING PALLETS****7.1 PALLET OPTIONS FOR MULTIPLES OF 500**

For orders over 500 and in multiples of 2500 the parts may be put on a pallet.

The Outer Boxes (P/N 1211160004 and 1211160005) should be stacked on their side's 5 across, inside a pallet box. Reference Figure 5 below for box stacking layout and dimensions.

These should then be fully enclosed in the pallet box as shown in Figure 8 below.

The boxes can then be stacked up to 3 high. This gives a shipping quantity of 2500, 5000 and 7500. For any other quantity, parts must be shipped in boxes of 100 or 500 as specified earlier in this document, or on additional pallets as described above.

Figure 5 below shows how the cartons should be stacked on the pallet.

Note: Pallets should not be stacked on top of one another.

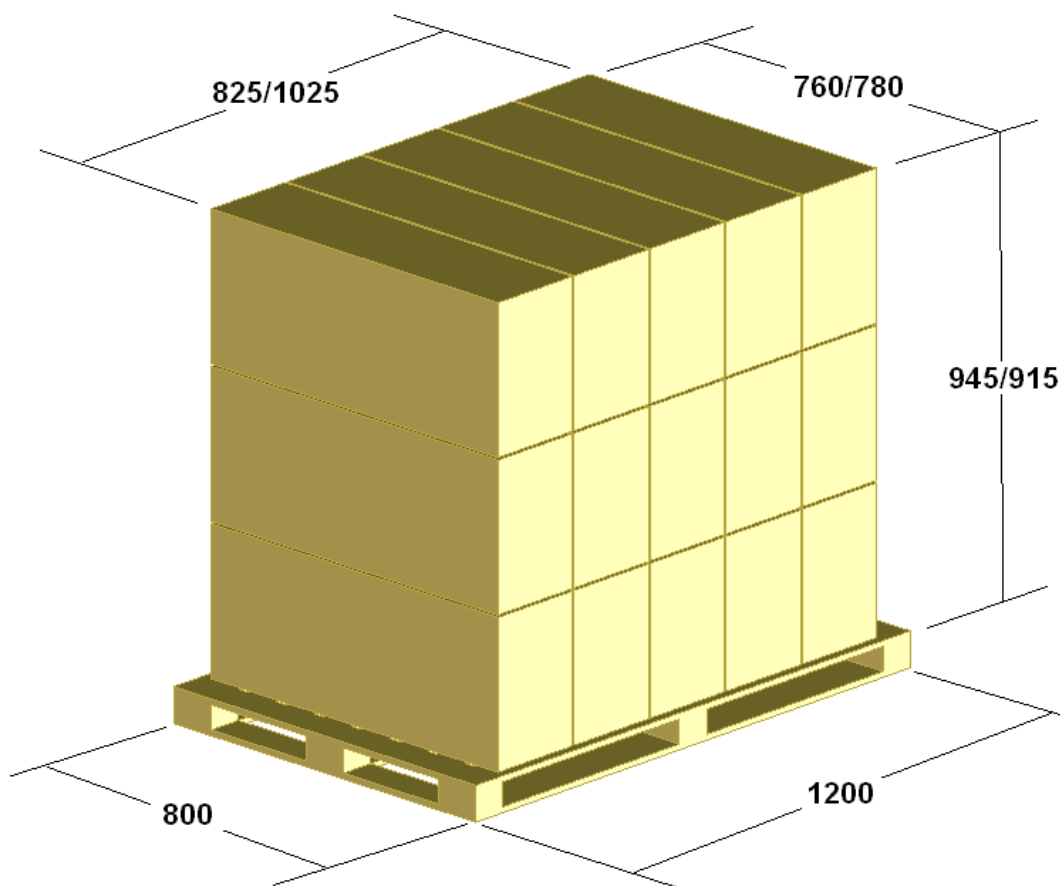


Figure 5 – Pallet Stacking Layout

THIS DOCUMENT CONTAINS INFORMATION THAT IS PROPRIETARY TO MOLEX ELECTRONIC TECHNOLOGIES, LLC AND SHOULD NOT BE USED WITHOUT WRITTEN PERMISSION

REVISION DESCRIPTION		REMOVED OBSOLETE PART NUMBER AS PER PCN#514494.		PACKAGING SPECIFICATION DIN SERIES C19			
CHANGE NO.		770993770993					
REVISED BY	RAVINR1	DATE	2023/11/10	DOC TYPE	DOC TYPE DESCRIPTION	DOC PART	SERIES
REV APPR BY	GGA	DATE	2023/12/25	PS	PRODUCT SPECIFICATION WORD	001	121023
INITIAL RELEASE				CUSTOMER	DOCUMENT NUMBER	REVISION	SHEET
INITIAL DRWN	SWARD_WEU	DATE	2009/11/04	GENERAL MARKET	PK-121023-C19	E3	9 OF 12
INITIAL APPR	EFOLAN	DATE	2010/02/08				

**7.2 PALLET OPTIONS FOR MULTIPLES OF 1000**

For orders over 1000 and in multiples of 5000 the parts may be put on a pallet.

The Outer Boxes (P/N 1211160004 and 1211160005) should be stacked on their side's 5 across, inside a pallet box. Reference Figure 6 below for box stacking layout and dimensions.

These should then be fully enclosed in the pallet box as shown in Figure 8 below.

The boxes can then be stacked up to 3 high. This gives a shipping quantity of 5000, 10000 and 15000. For any other quantity, parts must be shipped in boxes of 200 or 1000 as specified earlier in this document, or on additional pallets as described above.

Figure 6 below shows how the cartons should be stacked on the pallet.

Note: Pallets should not be stacked on top of one another.

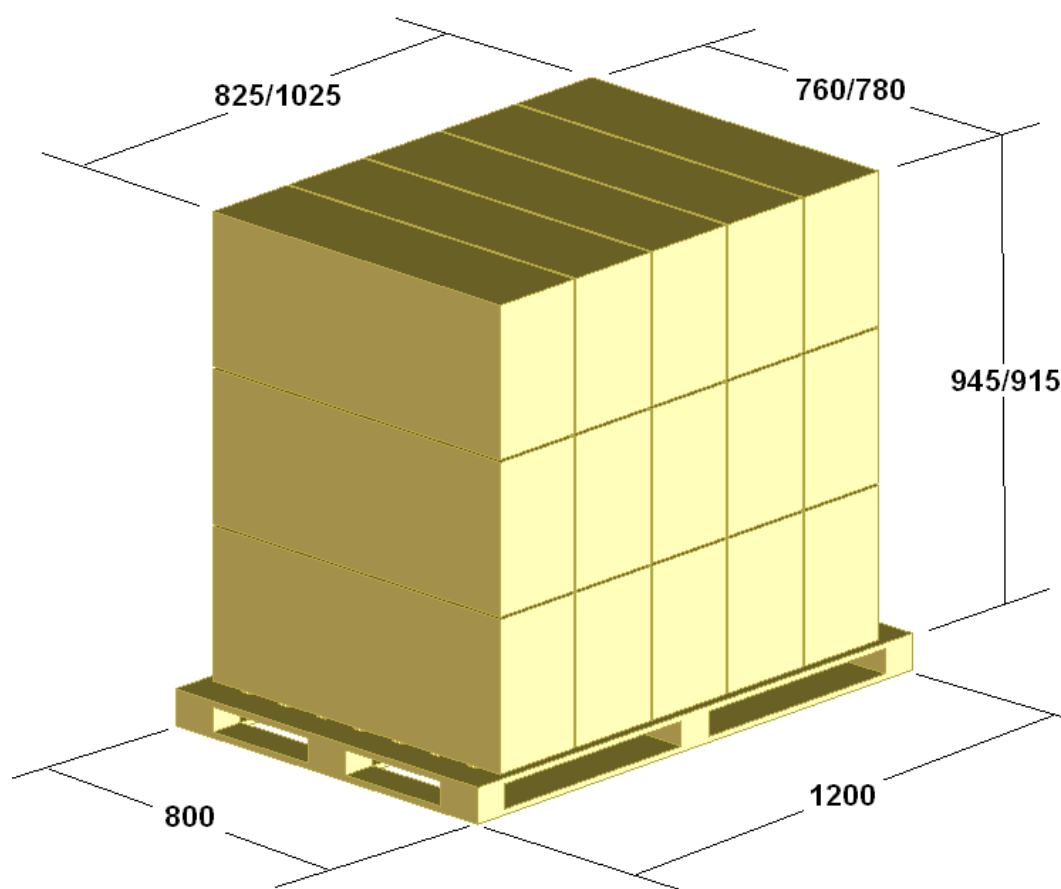


Figure 6 – Pallet Stacking Layout

THIS DOCUMENT CONTAINS INFORMATION THAT IS PROPRIETARY TO MOLEX ELECTRONIC TECHNOLOGIES, LLC AND SHOULD NOT BE USED WITHOUT WRITTEN PERMISSION

REVISION DESCRIPTION	REMOVED OBSOLETE PART NUMBER AS PER PCN#514494.			PACKAGING SPECIFICATION DIN SERIES C19					
CHANGE NO.	770993770993								
REVISED BY	RAVINR1	DATE	2023/11/10	DOC TYPE	DOC TYPE DESCRIPTION		DOC PART	SERIES	
REV APPR BY	GGA	DATE	2023/12/25	PS	PRODUCT SPECIFICATION WORD		001	121023	
INITIAL RELEASE				CUSTOMER		DOCUMENT NUMBER		REVISION	SHEET
INITIAL DRWN	SWARD_WEU	DATE	2009/11/04	GENERAL MARKET		PK-121023-C19		E3	10 OF 12
INITIAL APPR	EFOLAN	DATE	2010/02/08						

**7.3 PALLET OPTIONS FOR MULTIPLES OF 1500**

For orders over 1500 and in multiples of 7500 the parts may be put on a pallet.

The Outer Boxes (P/N 1211160004 and 1211160005) should be stacked on their side's 5 across, inside a pallet box. Reference Figure 7 below for box stacking layout and dimensions.

These should then be fully enclosed in the pallet box as shown in Figure 8 below.

The boxes can then be stacked up to 3 high. This gives a shipping quantity of 7500, 15000 and 22500. For any other quantity, parts must be shipped in boxes of 300 or 1500 as specified earlier in this document, or on additional pallets as described above.

Figure 7 below shows how the cartons should be stacked on the pallet.

Note: Pallets should not be stacked on top of one another.

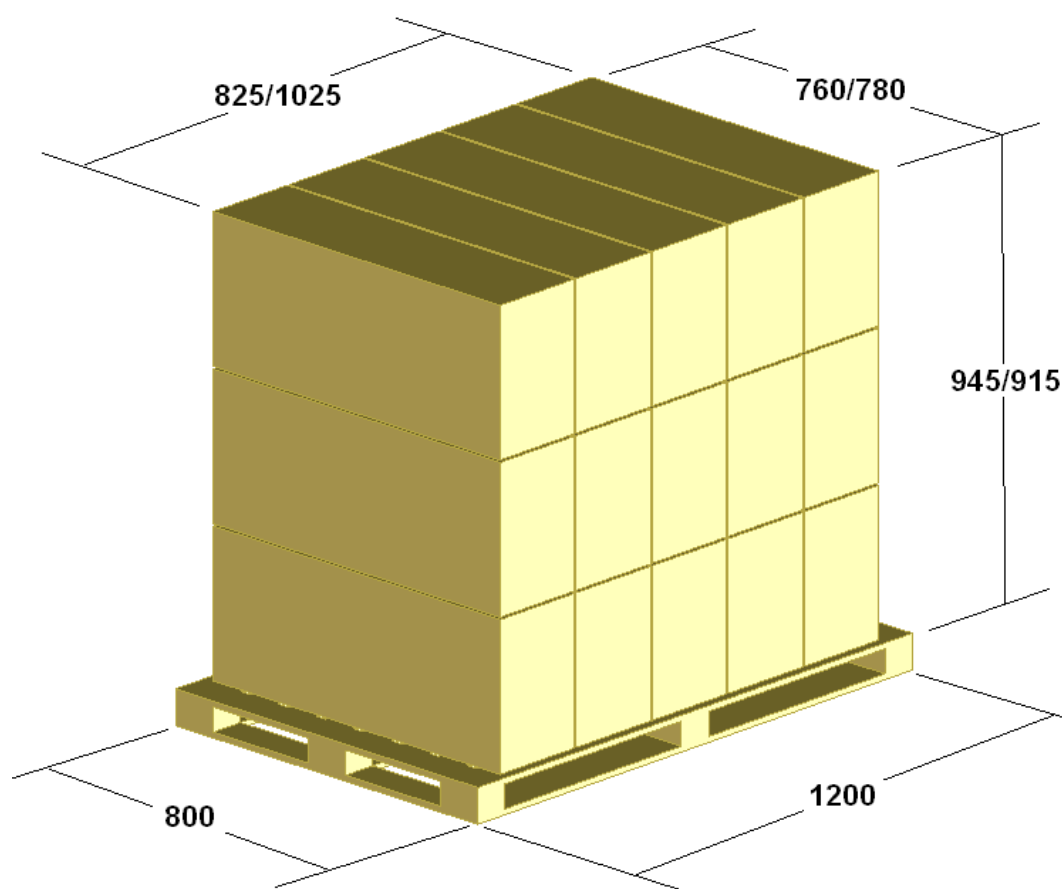


Figure 5 – Pallet Stacking Layout

THIS DOCUMENT CONTAINS INFORMATION THAT IS PROPRIETARY TO MOLEX ELECTRONIC TECHNOLOGIES, LLC AND SHOULD NOT BE USED WITHOUT WRITTEN PERMISSION

REVISION DESCRIPTION	REMOVED OBSOLETE PART NUMBER AS PER PCN#514494.			PACKAGING SPECIFICATION DIN SERIES C19					
CHANGE NO.	770993770993								
REVISED BY	RAVINR1	DATE	2023/11/10	DOC TYPE	DOC TYPE DESCRIPTION		DOC PART	SERIES	
REV APPR BY	GGA	DATE	2023/12/25	PS	PRODUCT SPECIFICATION WORD		001	121023	
INITIAL RELEASE				CUSTOMER		DOCUMENT NUMBER		REVISION	SHEET
INITIAL DRWN	SWARD_WEU	DATE	2009/11/04	GENERAL MARKET		PK-121023-C19		E3	11 OF 12
INITIAL APPR	EFOLAN	DATE	2010/02/08						



Figure 8 – Boxes contained in a Pallet box

THIS DOCUMENT CONTAINS INFORMATION THAT IS PROPRIETARY TO MOLEX ELECTRONIC TECHNOLOGIES, LLC AND SHOULD NOT BE USED WITHOUT WRITTEN PERMISSION

REVISION DESCRIPTION	REMOVED OBSOLETE PART NUMBER AS PER PCN#514494.			PACKAGING SPECIFICATION DIN SERIES C19					
CHANGE NO.	770993770993								
REVISED BY	RAVINR1	DATE	2023/11/10	DOC TYPE	DOC TYPE DESCRIPTION		DOC PART	SERIES	
REV APPR BY	GGA	DATE	2023/12/25	PS	PRODUCT SPECIFICATION WORD		001	121023	
INITIAL RELEASE				CUSTOMER		DOCUMENT NUMBER		REVISION	SHEET
INITIAL DRWN	SWARD_WEU	DATE	2009/11/04	GENERAL MARKET		PK-121023-C19		E3	12 OF 12
INITIAL APPR	EFOLAN	DATE	2010/02/08						