



## 6.6 ~ 12W AC-DC Single Output Wall-mounted type

## SW12U series



## ■ Features :

- 2 pole USA plug
- Class II power ( without earth pin)
- Universal AC input / Full range
- No load input power < 1.0W
- Protections: Short circuit/ Over load
- 100% full load burn-in test
- Approvals: UL/ CUL/ CB/ PSE/ BSMI /CE/ FCC
- 1 year warranty

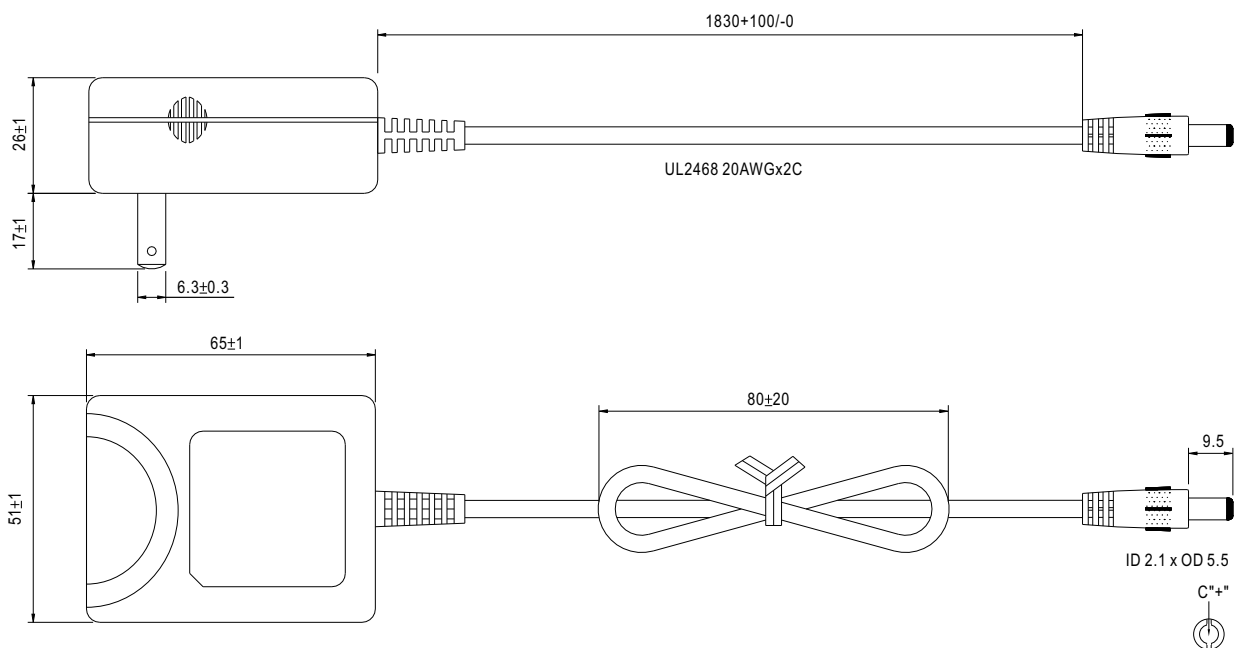


## SPECIFICATION

ORDER NO.		SW12U03-P1I	SW12U05-P1I	SW12U07-P1I	SW12U09-P1I	SW12U12-P1I	SW12U15-P1I	SW12U24-P1I
OUTPUT	SAFETY MODEL NO.	SW12-033U	SW12-050U	SW12-075U	SW12-090U	SW12-120U	SW12-150U	SW12-240U
	DC VOLTAGE	3.3V	5V	7.5V	9V	12V	15V	24V
	RATED CURRENT	2.0A	2.0A	1.5A	1.3A	1.0A	0.8A	0.5A
	CURRENT RANGE	0 ~ 2.0A	0 ~ 2.0A	0 ~ 1.5A	0 ~ 1.3A	0 ~ 1.0A	0 ~ 0.8A	0 ~ 0.5A
	RATED POWER	6.6W	10W	11.25W	11.7W	12W	12W	12W
	RIPPLE & NOISE (max.) Note.2	50mVp-p	50mVp-p	70mVp-p	90mVp-p	120mVp-p	150mVp-p	200mVp-p
	VOLTAGE ADJ. RANGE	Fixed						
	VOLTAGE TOLERANCE Note.3	±5.0%	±5.0%	±4.0%	±4.0%	±3.0%	±3.0%	±3.0%
	LINE REGULATION Note.4	±0.5%	±0.5%	±0.5%	±0.5%	±0.5%	±0.5%	±0.5%
	LOAD REGULATION Note.5	±5.0%	±5.0%	±4.0%	±4.0%	±3.0%	±3.0%	±3.0%
SETUP, RISE, HOLD TIME		3000ms, 50ms, 8ms at full load						
INPUT	VOLTAGE RANGE	90 ~ 264VAC						
	FREQUENCY RANGE	47~ 63Hz						
	EFFICIENCY (Typ.)	55%	67%	72%	74%	77%	80%	81%
	AC CURRENT	0.31A / 115VAC 0.16A / 230VAC						
	INRUSH CURRENT (max.)	40A / 230VAC						
	LEAKAGE CURRENT (max.)	0.25mA / 240VAC						
PROTECTION	OVER LOAD	110 ~ 200% rated output power Protection type : Hiccup mode, recovers automatically after fault condition is removed						
ENVIRONMENT	WORKING TEMP.	0 ~ +40℃ (Refer to output load derating curve)						
	WORKING HUMIDITY	20% ~ 90% RH non-condensing						
	STORAGE TEMP., HUMIDITY	-20 ~ +85℃, 5 ~ 95% RH						
	TEMP. COEFFICIENT	±0.03% / ℃ (0 ~ 50℃)						
	VIBRATION	10 ~ 500Hz, 2G 10min./1cycle, period for 60min. each along X, Y, Z axes						
SAFETY & EMC (Note. 6)	SAFETY STANDARDS	UL1950 Approved						
	WITHSTAND VOLTAGE	I/P-O/P:3KVAC						
	ISOLATION RESISTANCE	I/P-O/P:100M Ohms / 500VDC						
	EMI CONDUCTION & RADIATION	Compliance to FCC part15 class B, EN55022 class B						
	HARMONIC CURRENT	Compliance to EN61000-3-2,3						
OTHERS	EMS IMMUNITY	Compliance to EN61000-4-2,3,4,5,6,8,11, ENV 50204 Light industry level, criteria A						
	MTBF	50KHrs min. MIL-HDBK-217F (25℃)						
	DIMENSION	65*51*26mm (L*W*H)						
	PACKING	140g ; 70pcs / 10.9Kg / CARTON						
	CONNECTOR	PLUG	Standard type P1I: 2.1φ * 5.5φ * 9.5mm turning fork type, center positive for stock ; Other type available by customer requested					
	CABLE	Standard type 20Awg UL1185 for stock ; Other type available by customer requested						
NOTE	1.All parameters are specified at 115VAC input, rated load, 25℃ 70% RH. Ambient. 2.Ripple & noise are measured at 20MHz by using a 12" twisted pair terminated with a 0.1uf & 47uf capacitor. 3.Tolerance: includes set up tolerance, line regulation, load regulation. 4.Line regulation is measured from low line to high line at rated load. 5.Load regulation is measured from 10% to 100% rated load. 6.The power supply is considered a component which will be installed into a final equipment. The final equipment must be re-confirmed that it still meets EMC directives.							

## Mechanical Specification

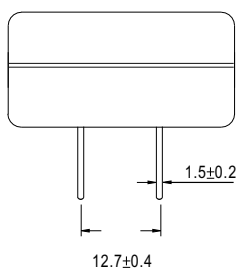
Unit:mm



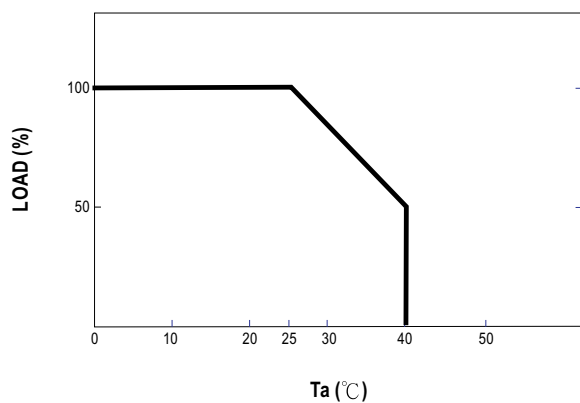
## Plug Assignment

Standard plug: P1I (option)

P1J	
P/N	OUTPUT
CENTER	+



## Derating Curve



## Static Characteristics

