



LEOPARD
IMAGING

LI-JAG-ADP-GMSL2-8CH



Address:

910 Auburn Ct
Fremont, CA 94538
USA



Phone:

+1 (408)263-0988

Fax:

+1 (408)217-1960



Sales:

sales@leopardimaging.com


Support:

support@leopardimaging.com

TECHNICAL FEATURES

- Compatible with NVIDIA® Jetson AGX Orin™ Developer Kit and LI-AGO-CB carrier board
- Supports up to 8 GMSL2 cameras
- Supports external 12 VDC power supply
- DeSerializer: Maxim MAX96712
- Operating temperature: TBD
- Weight: ~ 55 g (Without cable and power)
- Part#:

Leopard Imaging Part#	LI-JAG-ADP-GMSL2-8CH
NVIDIA Part#	P3762_A03



BOM DETAILS

#	Items	Part Number	QTY	Unit
1	GMSL2 DeSer Board	LI-JAG-ADP-GMSL2-8CH V2.0	1	Piece
2	12 VDC power supply	LI-PS12-03 (GST60A12-P1M + LI-PC-US-18AWG)	1	Set
3	4T1 cable	LI-FCB-4T1-SS-0.3M-NP-A0	2	Piece
4	Screws (M3*0.5*5)	602M0030050A92A1	3	Piece
5	Standoffs (M2.5*8.15+4)	621MU0030081A35A1	3	Piece

NOTE:

LI-FCB-4T1-SS-0.3M-NP-A0 could connect to the following Fakra cables:

#	Items	Length	Website Address
1	FAK-SMZSMZ-6M	6 m	https://leopardimaging.com/product/accessories/cables/fak-smzsmz-6m/
2	FAK-SMZSMZ-5M	5 m	https://leopardimaging.com/product/accessories/cables/fak-smzsmz-5m/
3	FAK-SMZSMZ-3M	3 m	https://leopardimaging.com/product/accessories/cables/fak-smzsmz/

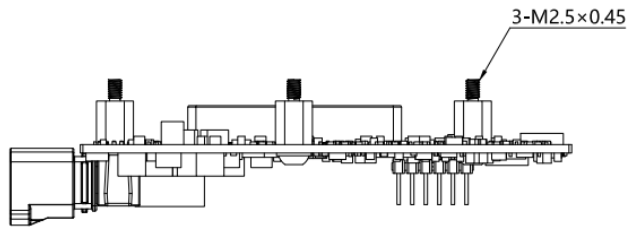
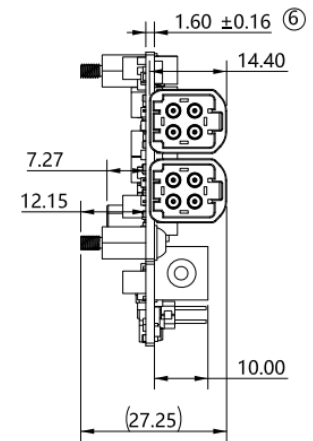
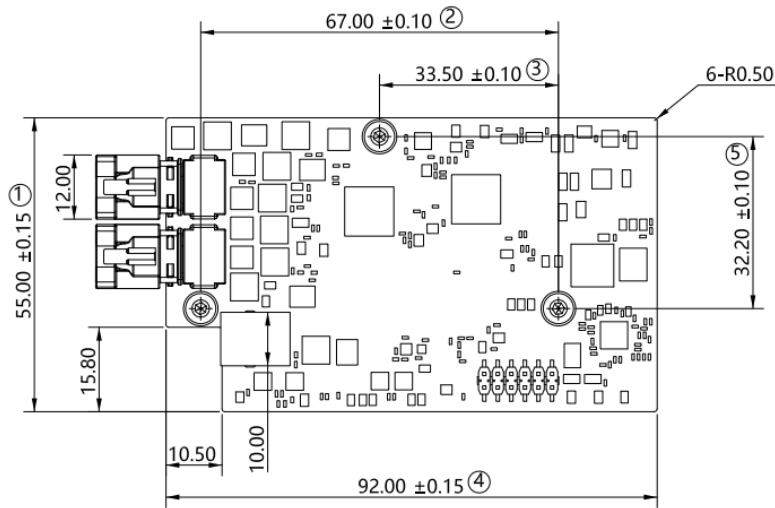
LI-FCB-4T1-SS-0.3M-NP-A0 cable



Fakra cable



DIMENSIONS: LI-JAG-ADP-GMSL2-8CH

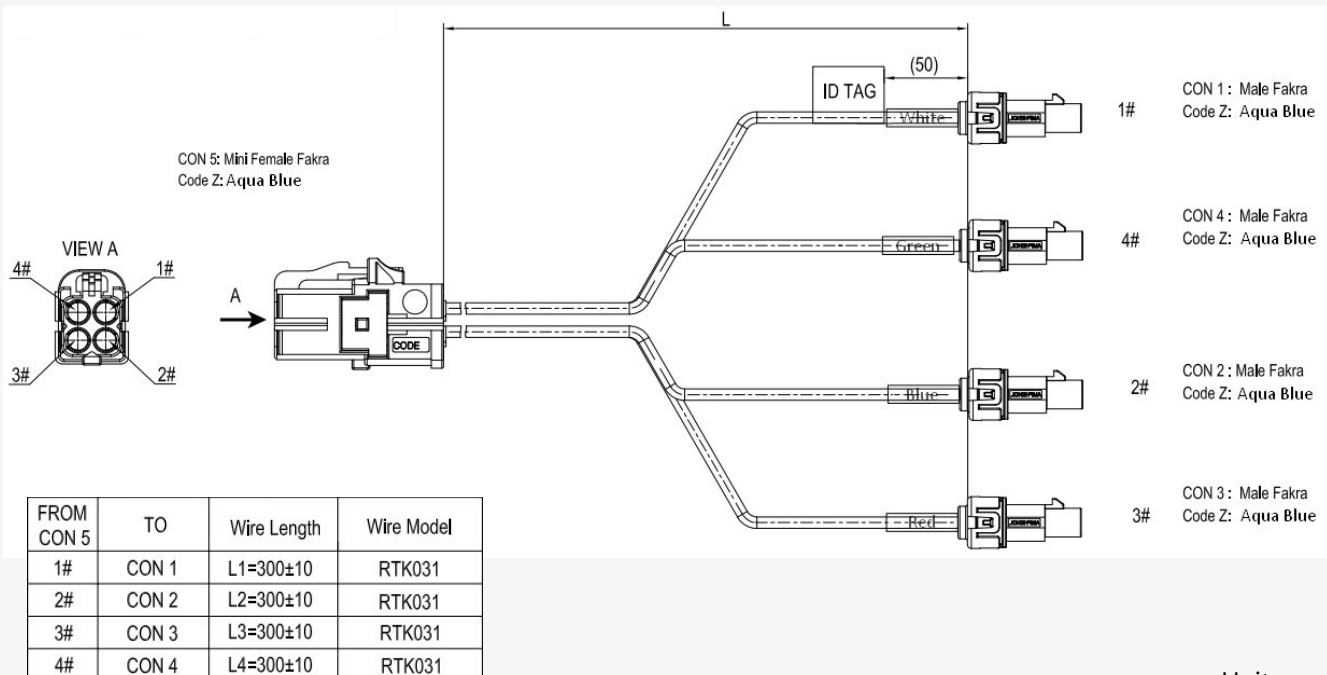


NOTE:

- Other unmarked tolerances are ± 0.3 mm.
- \otimes marked are important sizes.
- All materials are compliant with RoHS & REACH requirements.

Unit: mm

DIMENSIONS: LI-FCB-4T1-SS-0.3M-NP-A0



Unit: mm

● INTERFACE J501 (Base Board Connector)

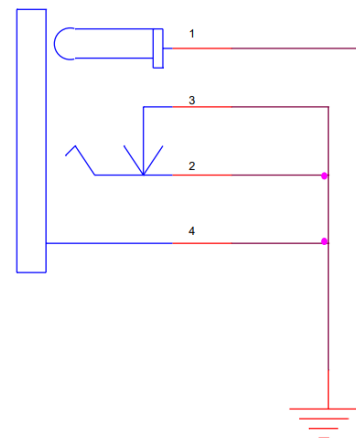
- Part#: QTH-060-02-L-D-A
- Number of Positions: 120
- Number of Rows: 2
- Pitch: 0.5 mm
- J501 can connect to NVIDIA® Jetson AGX Orin™ Developer Kit or LI-AGO-CB.



● INTERFACE J10 (DC Jack)

- Part#: AC0002-0011-001-HH
- Number of Positions: 4

J10
AC0002-0011-001-HH
CON_4PIN
COMMON




● INTERFACE J13 (GPIO Header)

- Part#: TSM-106-01-T-DV-P-TR
- Number of Positions: 12
- Number of Rows: 2
- Pitch: 2.54 mm
- Jumper for Pin9_10 and Pin11_12:

Pin No.	Description
Pin9_10	Select IO signal level for connector, 1.8V or 3.3V. <ul style="list-style-type: none"> • Default 1.8V, NO jumper
Pin11_12	<ul style="list-style-type: none"> • Default: with jumper, from external power (9 ~ 15 VDC) to buck boost circuit (convert to 12 VDC) to POC. • No jumper: bypass buck boost, directly use external 12 VDC power.

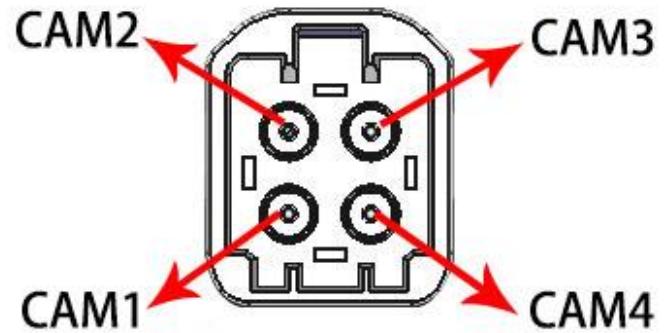
NOTE:

The jumper is only for Pin9_10 and Pin11_12.
Please do not use on other pins from 1 to 8.



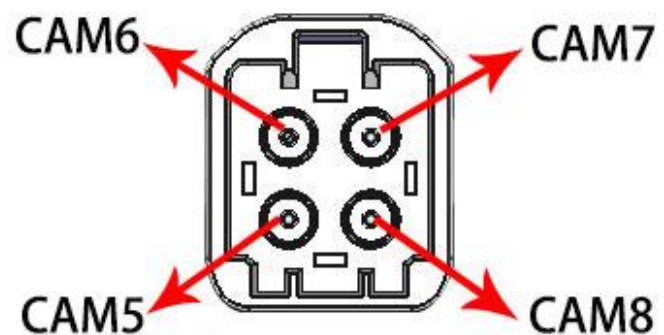
• INTERFACE J1_AA (GMSL to CSI Capture)

- Part#: 410AF04NFTB2T1CZ
- Number of Positions: 4
- Mating Connector: 2298721-9



• INTERFACE J1_AB (GMSL to CSI Capture)

- Part#: 410AF04NFTB2T1CZ
- Number of Positions: 4
- Mating Connector: 2298721-9



• REVISION HISTORY

Revision	Description	Release Date
0.1	Initial draft.	20 Feb 2023
0.2	1. Updated part# from P3762_A02 to LI-JAG-ADP-GMSL2-8CH. 2. Added power in the BOM.	20 Mar 2023
0.3	1. Replaced 3D images with actual product pics. 2. Updated weight and J501 and J13 interfaces. 3. Added power in the BOM.	11 May 2023
0.4	1. Updated board version from P3762_A02 to P3762_A03 as well as related pics. 2. Deleted schematics for interface J13, J1_AA and J1_AB.	11 Jul 2023
0.5	Updated product pic and BOM.	23 Nov 2023

910 Auburn Ct, Fremont, CA 94538, USA

Phone: +1 (408)263-0988

Fax: +1 (408)217-1960

Email: sales@leopardimaging.com

Website: www.leopardimaging.com



Leopard Imaging Inc.