



## HP Customer Support - Knowledge Base

### HP xw4400 Workstation - Spare Parts

- Part number and RoHS information
- Chassis parts
- Drives
- Electronic accessories
- Electronic parts

#### Part number and RoHS information

**IMPORTANT:** Obtaining current part number information

To obtain current part number information for this product, including RoHS-compliant and orderable spare parts, please use one of the following utilities:

- [Click here to go to HP PartSurfer.](#) (To report missing or incorrect parts information in PartSurfer, please use the "Contact us" and "Missing or incorrect data" links within the utility.)

To lookup RoHS-compliant information in PartSurfer, use the component's option part number or the sales order number for a system in which the component is used (available in the QuickSpecs or Standard Models page). The spare part number does not provide RoHS-compliant information.

- [Click here to go to The Part Page.](#)

To lookup part numbers by the sales SKU number click on "Exploded to Spare" or to lookup part numbers by the spare part number click on the link to "lookup by spare".

#### Chassis parts

Spare part number	Part description
434647-001	Front bezel assembly
335937-001	Drive bay bezel filler (Carbon) - For 5.25 inches devices
434646-001	Side access panel
371554-001	Plastics kit
435227-001	Miscellaneous hardware kit - Includes plastic hard drive mounting rails, DD isolation rail, silver matte round feet, and various screws

#### Drives

Spare part number	Part description
390595-001	80 GB SATA/300 hard drive 7200 RPM, 3.5 inches form factor, 1 inch high
390598-001	160 GB SATA/300 hard drive 7200 RPM, 3.5 inches form factor, 1 inch high
390599-001	500 GB SATA/300 hard drive 7200 RPM, 3.5 inches form factor, 1 inch high
392415-001	1.44 MB, 3.5 inches floppy disk drive without bezel or eject button
397130-001	IDE CD-ROM drive (Carbon Black) - 48X read - Half height - Includes mounting screws
405271-001	146 GB Serial Attached SCSI (SAS) hard drive 10000 RPM, 3.5 inches form factor, 1 inch high
405425-001	IDE DVD-ROM/CD-RW combination drive
405427-001	160 GB SATA/300 hard drive 10000 RPM, 3.5 inches form factor, 1 inch high
405429-001	73 GB Serial Attached SCSI (SAS) hard drive 15000 RPM, 3.5 inches form factor, 1 inch high
405430-001	146 GB Serial Attached SCSI (SAS) hard drive 15000 RPM, 3.5 inches form factor, 1 inch high
405760-001	DVD/RW LightScribe optical drive - 16X speed, double layer, dual format
405761-001	IDE DVD-ROM drive
410411-001	250 GB SATA/300 hard drive 7200 RPM, 3.5 inches form factor, 1 inch high
413647-001	300 GB Serial Attached SCSI (SAS) hard drive 15000 RPM, 3.5 inches form factor, 1 inch high
416327-001	80 GB SATA/300 hard drive 10000 RPM, 3.5 inches form factor, 1 inch high
419497-001	SATA CD-RW/DVD-ROM combo drive
419498-001	SATA LightScribe optical drive
435439-001	80 GB SATA/300 hard drive 10000 RPM, 3.5 inches form factor, 1 inch high
447310-001	SATA LightScribe optical drive


#### Electronic accessories

Spare part number	Part description
389026-001	USB optical mouse
390937-001	PS/2 two-button mouse
390938-001	USB two-button optical mouse

#### Electronic parts


Spare part number	Part description
<b>Battery</b>	
319603-001	Battery for real-time clock (RTC)
<b>Cable</b>	
392285-001	Power cable assembly - Includes the power LED
392286-001	IDE device cable assembly - For the optical disk drives
285380-001	Adapter cable with Molex DMS-59 connector
312511-001	Internal CD-ROM/DVD-ROM audio cable
339257-001	Cable adapter with Molex DMS-59 connector
339257-005	Cable adapter with Molex DMS-59 connector
432219-001	Front panel I/O cable - Connects USB ports and audio jacks to the system board
<b>Drive</b>	
405760-001	DVD/RW LightScribe optical drive
<b>Fan</b>	
434645-001	Chassis cooling fan
<b>Heat sink</b>	
434599-001	Heat sink assembly (mainstream series)
434607-001	Heat sink assembly (performance series)
<b>Keyboard</b>	
435382-001	USB keyboard assembly
<b>Memory</b>	
392280-001	512 MB SDRAM DIMM memory module - PC2 5300 DDR2-667MHz, ECC unbuffered
392281-001	2 GB SDRAM DIMM memory module - PC2 5300 DDR2-667MHz, ECC unbuffered
392282-001	256 MB SDRAM DIMM memory module - PC2 5300 DDR2-667MHz, ECC unbuffered
392283-001	1 GB SDRAM DIMM memory module - PC2 5300 DDR2-667MHz, ECC unbuffered
432107-001	512 MB SDRAM DIMM memory module - PC2 5300 DDR2-667MHz, Non-ECC
<b>Mouse</b>	
389026-001	USB optical mouse
390937-001	PS/2 two-button mouse
390938-001	USB two-button optical mouse
444740-001	HP USB optical (Carbon) scroll mouse
<b>System board</b>	
434551-001	Intel 975X chipset, With ICH7R I/O controller and SMSC SCH5317 Super I/O
437314-001	Intel 975X chipset, 1066 MHz front side bus - With ICH7R I/O controller and SMSC SCH5317 Super I/O
442031-001	Intel 975X chipset, 1066 MHz front side bus - With ICH7R I/O controller and SMSC SCH5317 Super I/O
417723-001	SoundBlaster X-Fi XtremeMusic PCI audio card
390423-001	PCI-Express NVIDIA Quadro NVS 440 graphics board
395814-001	nVIDIA Quadro FX4500 PCI-E graphics board
413106-001	ATI FireGL V3300 PCI-E (x16) graphics board with 128 MB DDR SDRAM, dual 450 MHz RAMDAC
413107-001	ATI FireGL V7200 PCI-E (x16) graphics board
413108-001	PCI-Express NVIDIA Quadro FX560 graphics board
413109-001	PCI-Express NVIDIA Quadro FX1500 graphics board
413110-001	PCI-Express NVIDIA Quadro FX3500 graphics board - With 256 MB GDDR3 SDRAM, dual 400 MHz RAMDAC - ATX form factor
430965-001	PCI Express NVIDIA Quadro NVS 285 graphics board - With 128 MB GDDR3 SDRAM, dual 400 MHz RAMDAC - ATX form factor
202997-001	DVI-I to VGA adapter
393308-001	HP FireWire IEEE 1394a 3-Port PCI card
393626-001	Broadcom NetXtreme Gigabit ethernet PCI Express adapter card
398400-001	HP FireWire IEEE 1394b 3-Port PCI card
405625-001	Drive controller
<b>Power</b>	
142766-001	Power cord
435128-001	Power supply assembly - Input 100-240VAC, output 460 W
<b>Processor</b>	
418947-001	Intel Core 2 Duo processor E6300 - 1.86 GHz
418948-001	Intel Core 2 Duo processor E6400 - 2.13 GHz
418949-001	Intel Core 2 Duo processor E6600 - 2.40 GHz
418950-001	Intel Core 2 Duo processor E6700 - 2.67 GHz
433890-001	Intel Dual Core Pentium D 945 mainstream processor - 3.4 GHz
434544-001	Intel Core 2 Extreme E6800 processor - 2.93GHz
440487-001	Intel Core 2 Extreme (XE) QX6700 processor - 2.66 GHz
444050-001	Intel Core 2 Duo processor E4300 - 1.8 GHz
449168-001	Intel Pentium processor E2160 - 1.8 GHz
<b>Solenoid</b>	
392416-001	Solenoid security lock
<b>Speaker</b>	
392413-001	Speaker assembly
<b>Switch</b>	
392417-001	Hood (smart cover) sensor switch
<b>Miscellaneous</b>	
336156-001	Holder assembly - Retains the power switch, power LED, and disk activity LED

Additional support options
----------------------------




Try one of our automated tools or diagnostics

[See solutions](#)



Ask a question on our HP Support Community page

[Go now](#)




Get in touch with one of our support agents

[Contact us](#)

Search all support

Enter your product name or ask a question

🔍

Examples: "LaserJet Pro P1102 paper jam", "EliteBook 840 G3 bios update" 

Country/Region  United States 

#### About us

Contact HP  
Careers  
Investor relations  
Sustainable impact  
Press center  
The Garage

#### Ways to buy

Shop online  
Call an HP rep  
Find a reseller  
Enterprise store  
Public sector purchasing

#### Support

Download drivers  
Support & troubleshooting  
Community  
Register your product  
Authorized service providers  
Check repair status  
Training & certification  
Fraud alert

#### HP Partners

HP Partner First program  
HP Partner First Portal  
Developers

#### Stay connected

