

Features

- Universal AC input/ full range
- Short circuit, overload, over-voltage protected
- Cooling by free-air convection
- 100% full load burn-in test
- Fixed switching frequency at 40KHz
- 2 year warranty



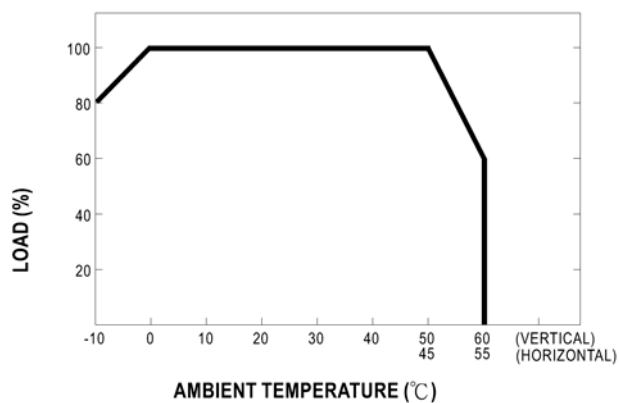
	CH1	CH2	CH3
DC output voltage	5V	12V	-5V
Output rated current	3A	2A	0.5A
Output current range	0.6~5A	0.2~3A	0.1~1A
Output rated power	41.5W		
Ripple & noise	100mVp-p	120mVp-p	100mVp-p
Voltage adj. range	CH1: 4.75~5.5V		
Output V. tolerance	±2.0%	±6.0%	±8.0%
Line regulation	±0.5%	±1.0%	±1.0%
Load regulation	±0.5%	±4.0%	±6.0%
Set up, rise, hold time	800ms, 50ms, 60ms/230VAC	1600ms, 50ms, 16ms/115VAC at full load	
Input voltage range	85~264VAC	240 ~ 370VDC	
Frequency range	47~63Hz		
Efficiency	72%/115VAC		
AC current	1.2A/115VAC	0.7A/230VAC	
Inrush current	cold start 20A/115VAC	40A/230VAC	
Leakage current	<3.5mA / 240VAC		
Overload protection	105~135% rated output power type: hiccup mode, recovers automatically after fault condition is removed		
Over-voltage protection	CH1:5.75 ~ 6.75VDC type: hiccup mode, recovers automatically after fault condition is removed		
Working temperature	-10~ +60°C (Refer to output load derating curve)		
Working humidity	20 ~90% RH non-condensing		
Storage temp., humidity	-20~ +85°C, 10~95% RH		
Temperature coefficient	±0.03% / °C (0~50°C) on +V output		
Vibration	10~500Hz, 2G 10 min./1 cycle, period of 60 min. each axes		
Safety standards	CSA 60950-1 (UL60950-1, IEC60950-1, TUV EN60950-1) approved		
Withstand voltage	I/P-O/P: 3KVAC, I/P-FG: 1.5KVAC, O/P-FG: 0.5KVAC, for 1 min.		
Isolation resistance	I/P-O/P, I/P-FG, O/P-FG: 100M Ohms/500VDC min.		
EMI conduction & radiation	Compliance to EN55022 (CISPR22) Class B		
Harmonic current	Compliance to EN61000-3-2,-3		
EMS immunity	Compliance to EN61000-4-2,3,4,5,6,8,11; ENV50204, EN55024, light industry level, criteria A		
MTBF	305.6K hrs min. MIL-HDBK-217F (25°C)		
Dimensions	5.08x3.86x1.50inches (129x98x38 mm)		
Weight	0.93 lbs (0.44 Kg)		

Notes:

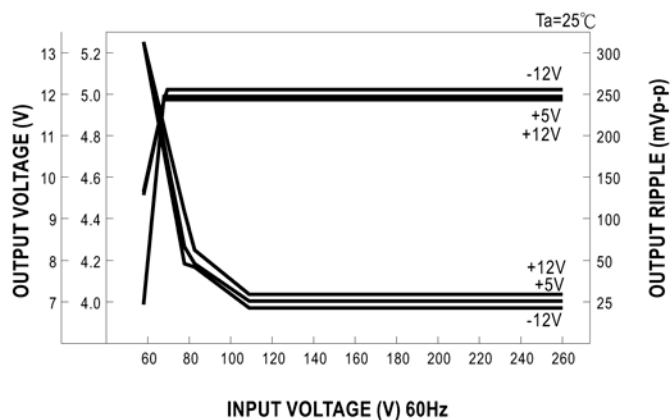
1. All parameters are specified at 230VAC input, rated load, 25°C 70% RH ambient
2. Tolerance includes set up tolerance, line regulation, load regulation
3. Ripple & noise are measured at 20MHz by using a 12" twisted pair terminated with a 0.1uF & 47 uF capacitor

V-Infinity reserves the right to make changes to its products or to discontinue any product or service without notice, and to advise customers to verify the most up-to-date product information before placing orders. V-Infinity assumes no liability or responsibility for customer's applications using V-Infinity products other than repair or replacing (at V-I's option) V-Infinity products not meeting V-I's published specifications. Nothing will be covered outside of standard product warranty.

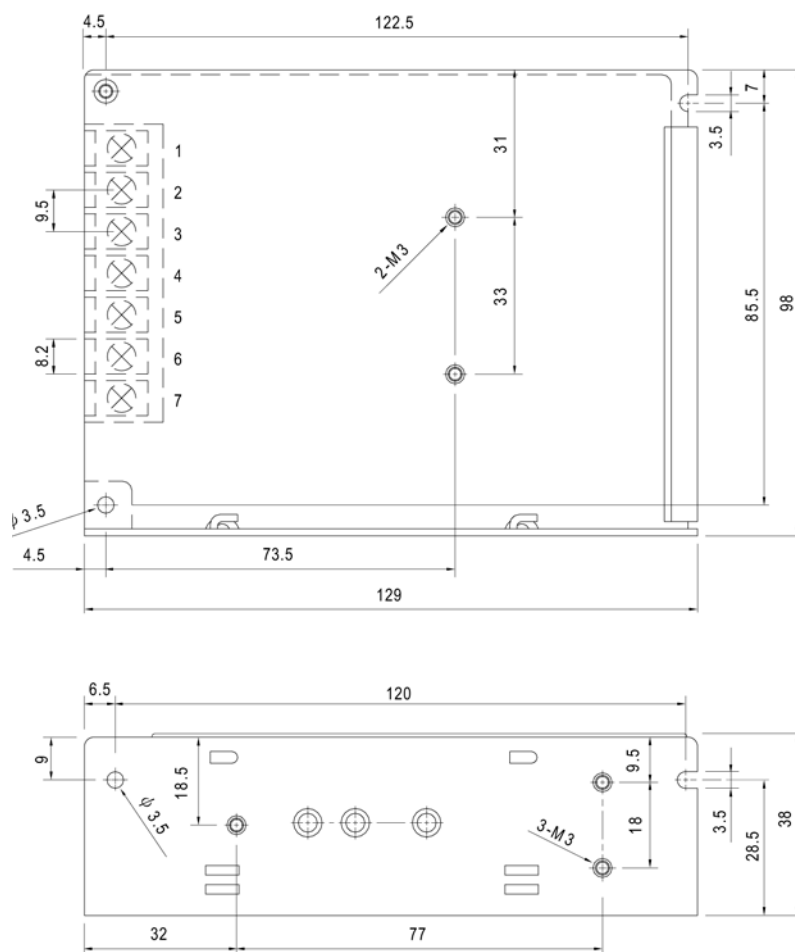
Output Derating



Static Characteristics



Dimensions (mm)



Terminal Pin. No Assignment

Pin No.	Assignment	Pin No.	Assignment	Pin No.	Assignment
1	AC/L	4	DC OUTPUT -V	7	DC OUTPUT +V1
2	AC/N	5	DC OUTPUT +V2		
3	FG \perp	6	DC OUTPUT COM		