

Features

- Universal AC input/ full range
- Short circuit, overload, over-voltage protected
- Cooling by free-air convection
- LED indicator for power on
- 100% full load burn-in test
- Withstands 300 Vac input surge for 5 seconds
- High operating temperature up to 70 °C
- Withstands 5 G vibration test
- High efficiency, long life, and high reliability
- 3 year warranty



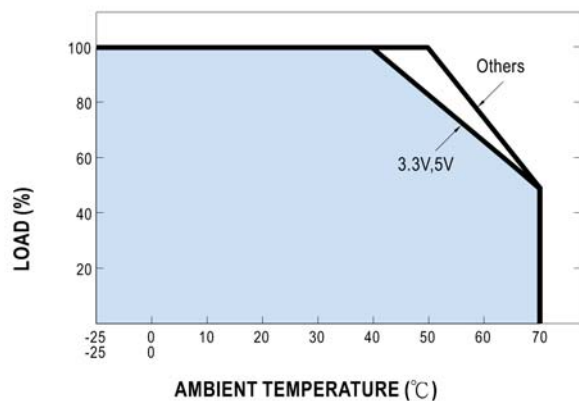
DC output voltage	15 V
Output rated current	5 A
Output current range	0~5 A
Output rated power	75 W
Ripple & noise	120 mVp-p
Voltage adj. range	13.5~16.5 V
Output V. tolerance	±1.0%
Line regulation	±0.5%
Load regulation	±0.5%
Set up, rise, hold time	500ms, 30ms, 50ms/230 Vac 1200ms, 30ms, 12ms/115Vac at full load
Input voltage range	88~264Vac 125 ~ 373Vdc
Frequency range	47~63Hz
Efficiency	82%
AC current	2 A/115 Vac 1.2 A/230 Vac
Inrush current	cold start 40 A/230 Vac
Leakage current	<2 mA / 240 Vac
Overload protection	110~150% rated output power type: hiccup mode, recovers automatically after fault condition is removed
Over-voltage protection	17.25~20.25 V type: hiccup mode, recovers automatically after fault condition is removed
Working temperature	-25~ +70 °C (Refer to output load derating curve)
Working humidity	20 ~90% RH non-condensing
Storage temp., humidity	-40~ +85 °C, 10~95% RH
Temperature coefficient	±0.03% / °C (0~50°C)
Vibration	10~500Hz, 5 G 10 min./1 cycle, period of 60 min. each axis
Safety standards	UL60950-1, TUV EN60950-1 approved
Withstand voltage	I/P-O/P: 3 KVac, I/P-FG: 1.5 KVac, O/P-FG: 0.5 KVac
Isolation resistance	I/P-O/P, I/P-FG, O/P-FG: 100M Ohms/500 Vac min.
EMI conduction & radiation	Compliance to EN55022 (CISPR22) Class B
Harmonic current	Compliance to EN61000-3-2,-3
EMS immunity	Compliance to EN61000-4-2,3,4,5,6,8,11; ENV50204, EN61000-6-2 (EN50082-2) heavy industry level, criteria A
MTBF	265 Khrs min. MIL-HDBK-217F (25 °C)
Dimensions	129*97*38 mm (L*W*H)
Packing	0.41 Kg; 30 pcs/13.3 Kg/0.86 CUFT

Notes:

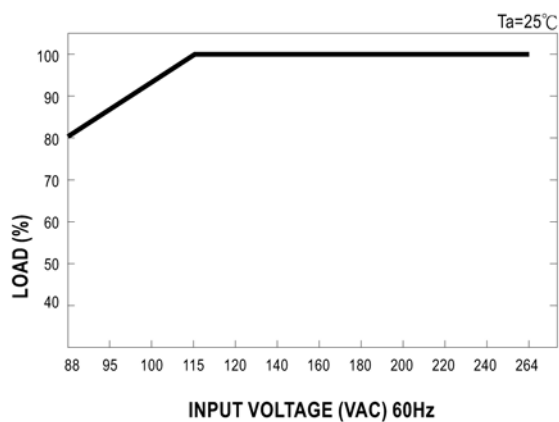
1. All parameters are specified at 230VAC input, rated load, 25°C 70% RH ambient
2. Tolerance includes set up tolerance, line regulation, load regulation
3. Ripple & noise are measured at 20MHz by using a 12" twisted pair terminated with a 0.1uF & 47 uF capacitor

V-Infinity reserves the right to make changes to its products or to discontinue any product or service without notice, and to advise customers to verify the most up-to-date product information before placing orders. V-Infinity assumes no liability or responsibility for customer's applications using V-Infinity products other than repair or replacing (at V-I's option) V-Infinity products not meeting V-I's published specifications. Nothing will be covered outside of standard product warranty.

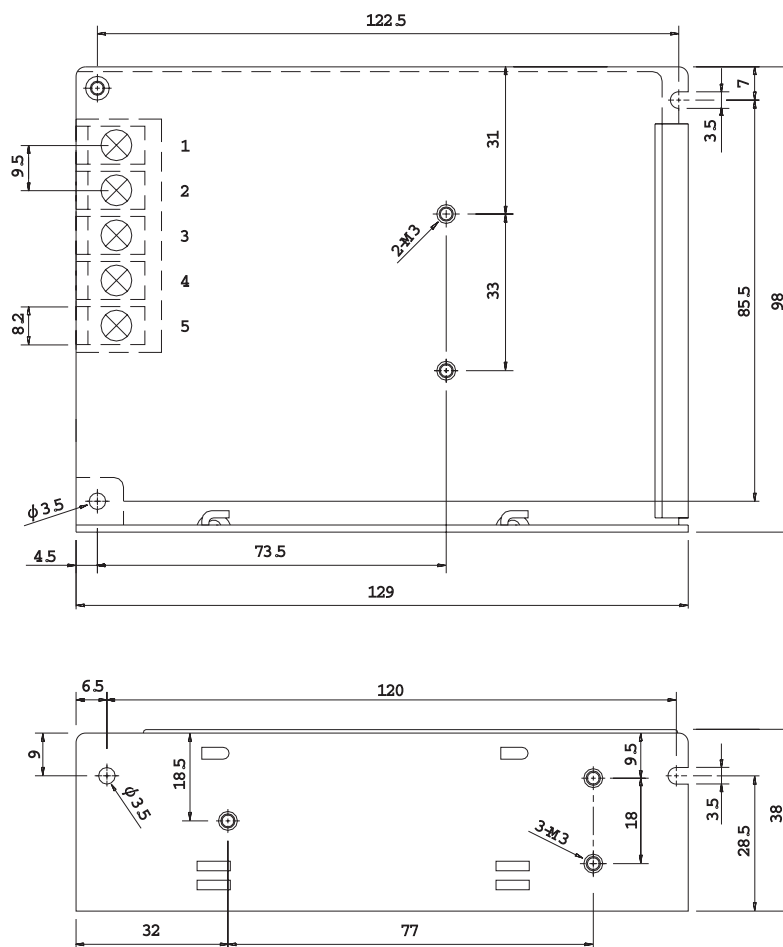
Output Derating



Static Characteristics



Dimensions (mm)



Terminal Pin No Assignment

Pin No.	Assignment	Pin No.	Assignment
1	AC L	4	DC OUTPUT -V
2	AC N	5	DC OUTPUT +V
3	FG \perp		