


Features

- Universal AC input / Full range
- Low leakage current $\leq 0.5\text{mA}$
- Short circuit, overload, over-voltage,
- Cooling by free air convection
- 100% full load burn-in test
- Fixed switching frequency at 65KHz
- 2 year warranty



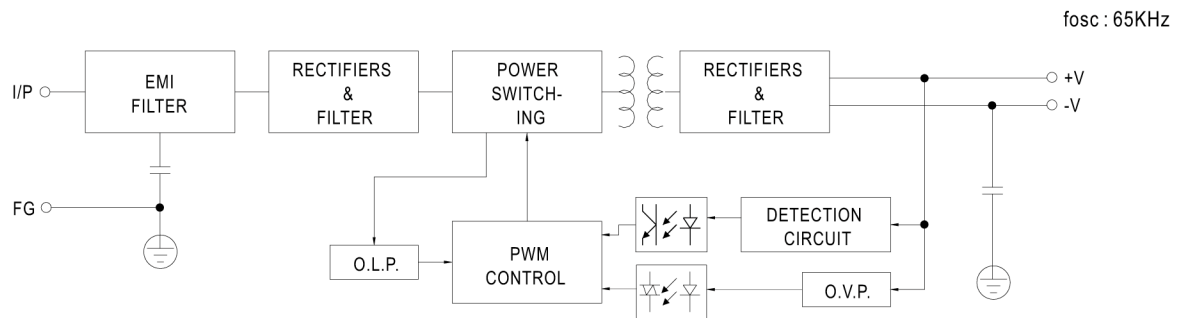
DC output voltage	15V
Output rated current	4.2A
Output current range	0~4.8A
Rated output power	63W
Output power max	Rated output power for convection; 72W (+3.3V : 50W; +5V : 69W) with 18 CFM min. forced air
Ripple & noise	100mVp-p
Voltage adj. range	14.25~16.5V
Voltage tolerance	$\pm 2.0\%$
Line regulation	$\pm 1.0\%$
Load regulation	$\pm 2.0\%$
Setup, rise, hold time	800ms, 20ms, 20ms, at full load
Input voltage range	90~264VAC 120~370VDC
Frequency range	47~440Hz
Efficiency	79%
AC current	1.5A/115VAC 0.9A/230VAC
Inrush current	cold start 20A/115VAC 40A/230VAC
Leakage current	<0.5mA/240VAC
Overload protection	73~105W(3.3V : 51~75W)(5V : 70~105W) rated output power type: Hiccup mode, recovers automatically after fault condition is removed
Over voltage protection	17.25~20.25V type: Hiccup mode, recovers automatically after fault condition is removed
Working temperature	-10~+60°C (Refer to output derating curve)
Working humidity	20~90% RH non-condensing
Storage temp., humidity	-20~+85°C, 10~95% RH
Temperature coefficient	$\pm 0.04\%/^{\circ}\text{C}$ (0~50°C)
Vibration	10~500Hz, 2G 10min./1 cycle, period for 60 min. each along X,Y,Z axes
Safety standards	UL60950, UL1950, TUV EN60950-1 Approved
Withstand Voltage	I/P-O/P: 3KVAC, I/P-F/G: 1.5KVAC, O/P-F/G: 0.5KVAC
Isolation resistance	I/P-O/P, I/P-F/G, O/P-F/G: 100M Ohms / 500VDC
EMI conduction & radiation	Compliance to EN55022 (CISPR22) class B
Harmonic current	Compliance to EN61000-3-2,-3
EMS immunity	Compliance to EN61000-4-2,3,4,5,6,8,11; ENV50204, EN55024, light industry level criteria A
MTBF	300.7Khrs min. MIL-HDBK-217F (25°C)
Dimension	5x3x1.65 Inches (127x76.2x42mm)
Weight	0.46lbs (0.21Kg)

Notes:

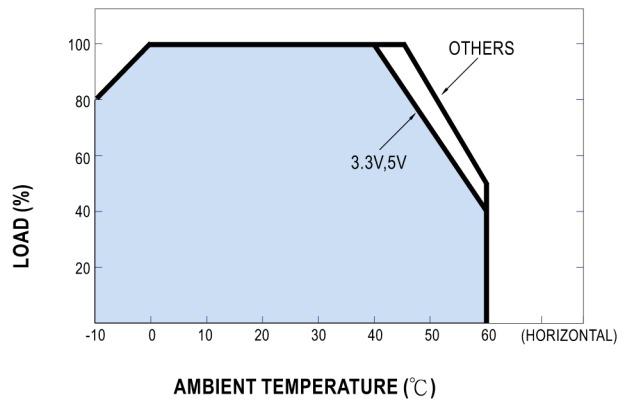
1. All parameters are specified at 230VAC input, rated load, 25°C 70% RH ambient.
2. Tolerance includes set up tolerance, line regulation, load regulation.
3. Ripple & noise are measured at 20MHz by using a 12" twisted pair terminated with a 0.1uF & 47 uF capacitor.
4. Mounting holes M1 and M2 should be grounded for EMI purposes.

*V-Infinity reserves the right to make changes to its products or to discontinue any product or service without notice, and to advise customers to verify the most up-to-date product information before placing orders. V-Infinity assumes no liability or responsibility for customer's applications using V-Infinity products other than repair or replacing (at V-I's option) V-Infinity products not meeting V-I's published specifications. Nothing will be covered outside of standard product warranty.

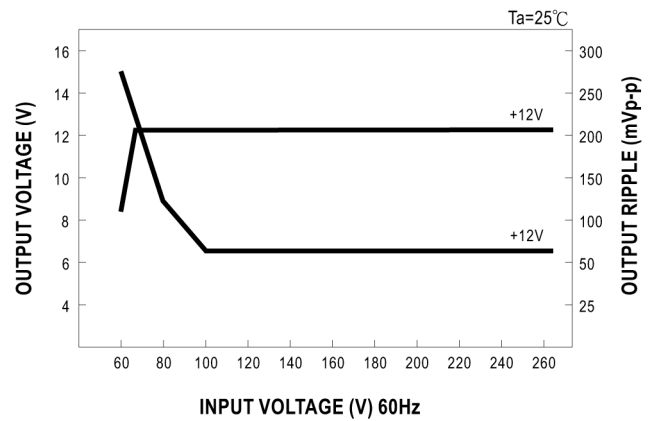
Block Diagram



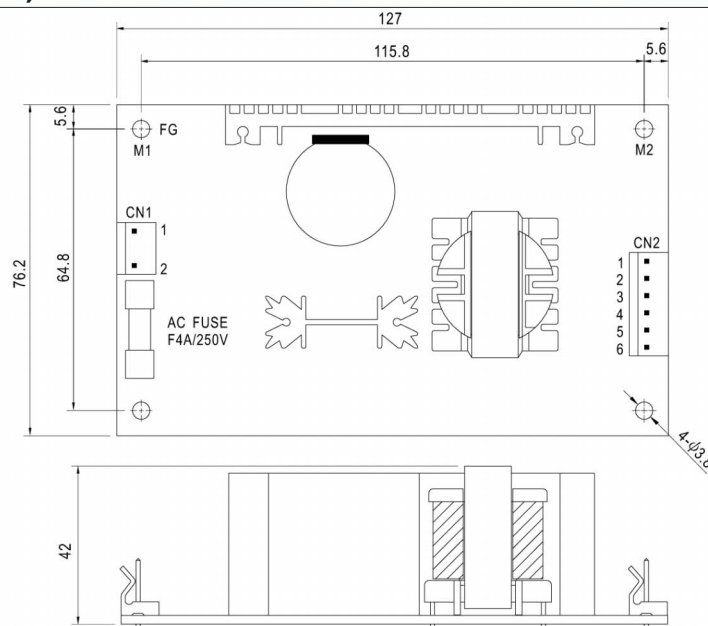
Output Derating



Static Characteristics



Dimensions (mm)



AC Input Connector (CN1) : Molex 5277-02 or equivalent

Pin No.	Assignment	Mating Housing	Terminal
1	AC/N	Molex 5195 or equivalent	Molex 5194 or equivalent
2	AC/L		

DC Output Connector (CN2) : Molex 5273-06 or equivalent

Pin No.	Assignment	Mating Housing	Terminal
1,2,3	+V	Molex 5195 or equivalent	Molex 5194 or equivalent
4,5,6	-V		