


Features

- Universal AC input / Full range
- Low leakage current <0.5mA
- Protections:Short circuit/Over load/Over voltage/Over temperature
- Cooling by free air convection
- 100% full load burn-in test
- Fixed switching frequency at 100KHz
- Low cost
- High reliability
- 2 year warranty

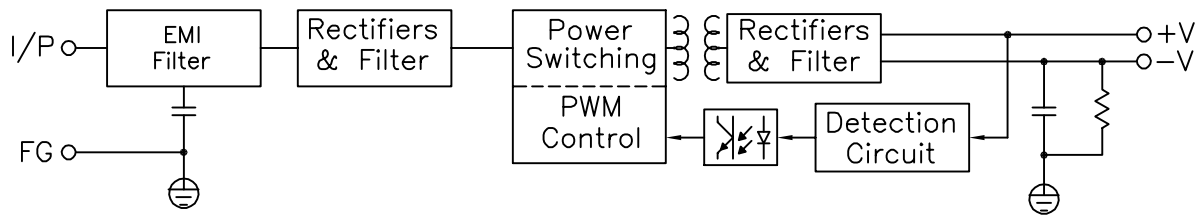


DC output voltage	5V
Output V. tolerance	±2%
Output rated current	5A
Output current range	0-5A
Ripple & noise p-p	80m
Line regulation	±0.5%
Load regulation	±2.5%
DC output power	25W
Efficiency	74%
DC voltage adj.	---
Input voltage range	85~264VAC 47~63Hz; 120-370VDC
AC current	0.65A/115V 0.4A/230V
Inrush current	cold start 40A
Leakage current	<0.5mA/240VAC
Overload protection	above 105% type: Hiccup mode, recovers automatically after fault condition is removed
Over voltage protection	115%~135%
Over temp. protection	U1 Tj 135°C typical power shutdown
Temperature coefficient	±0.03% / °C (0~50°C)
Set up, rise, hold up time	200ms, 30ms, 17ms/115VAC 200ms, 20ms, 80ms/230VAC
Vibration	10~500Hz, 2G 10 min./1 cycle, period of 60 min. each axes
Withstand voltage	I/P-O/P: 3KVAC, I/P-FG: 1.5KVAC, O/P-FG: 0.5KVAC, for 1 min.
Isolation resistance	I/P-O/P, I/P-FG, O/P-FG: 500VDC / 100M Ohms min.
Working temp., humidity	-10°C~+60% (refer to output derating curve), 20%-90% RH
Storage temp., humidity	-20°C~+85°C, 10%-95% RH
Dimensions	4.21x2.4x1.1 inches (107x61x28 mm)
Weight	0.31 lbs (0.14 Kg)
Safety standards	UL1950, TUV EN60950 approved
EMC standards	CISPR22 (EN55022), IEC1000-4,2,3,4,5 IEC1000-3-2 verification

- Notes:
1. All parameters are specified at 230VAC input, rated load, 25°C 70% RH ambient
 2. Ripple & noise are measured at 20MHz by using a 12" twisted pair terminated with a 0.1uF & 47 uF capacitor
 3. Line regulation is measured from low line to high line at rated load

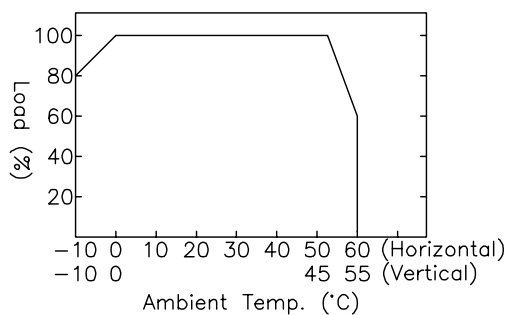
V-Infinity reserves the right to make changes to its products or to discontinue any product or service without notice, and to advise customers to verify the most up-to-date product information before placing orders. V-Infinity assumes no liability or responsibility for customer's applications using V-Infinity products other than repair or replacing (at V-I's option) V-Infinity products not meeting V-I's published specifications. Nothing will be covered outside of standard product warranty.

Block Diagram

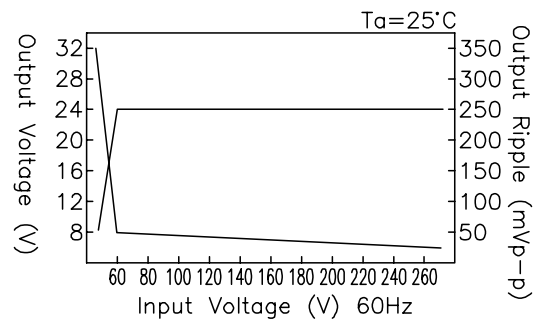


fosc: 100KHz

Output Derating



Static Characteristics



Dimensions (mm)

Terminal Pin No. Assignment

CN1: MOLEX 41791-03

PIN 1,3: AC INPUT

CN2: MOLEX 41791-04

PIN 1,2: DC OUTPUT +V

PIN 3,4: DC OUTPUT -V

Mating Connectors

CN1,2 Mating Connector Type

Molex 2139 and 3069 Series

or equivalent with Molex

2478 and 2578 or equivalent

crimp terminals.

