


Features

- Universal AC input / Full range
- Built-in active PFC function
- Short circuit, overload, over-voltage protected
- PWM control and regulated
- High power density 6.117W/inch³
- Built-in remote sense function
- LED indicator for power on
- 100% full load burn-in test
- 125W with 18CFM FAN
- 5"x3" compact size
- 3 year warranty



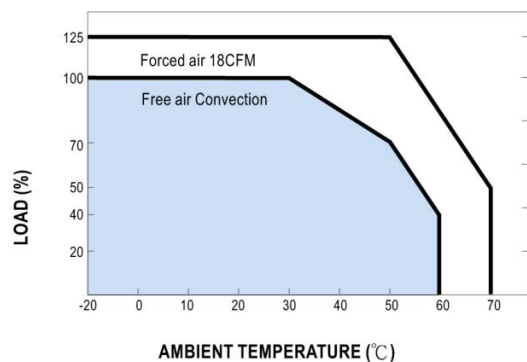
DC Voltage	5V	15V	-15V
Output rated current	11A	2.5A	0.5A
Output current range (convection)	0~11A	0.25~2.5A	0.05~0.5A
Output current range (18CFM fan)	0~13.75A	0.25~3.13A	0.05~0.63A
Rated power (convection)	100W		
Rated power (18CFM fan)	125.15W		
Ripple & noise	100mVp-p	150mVp-p	150mVp-p
Voltage adj. range	CH1: 4.75~5.25V		
Output V. tolerance	±3%	±5%	±6%
Line regulation	±0.5%	±0.5%	±0.5%
Load regulation	±3%	±3%	±5%
Set up, rise, hold up time	1000ms, 30ms, 20ms/230VAC	2000ms, 30ms, 20ms/115VAC at full load	
Input voltage range	90~264VAC	127~370VDC	
Frequency range	47~63Hz		
Power factor	PF>0.93/230VAC, PF>0.98/115VAC at full load		
Efficiency	78%		
AC current	1.7A/115VAC	0.75A/230VAC	
Inrush current	cold start 40A/230VAC		
Leakage current	<2mA/240VAC		
Overload protection	130%-160% rated output power type: Fold back current limiting, recovers automatically after fault condition is removed		
Over voltage protection	CH1:5.75~6.75V type : Hiccup mode, recovers automatically after fault condition is removed		
Working temp., humidity	-10~+60°C (refer to output load derating curve), 20~90% RH non-condensing		
Storage temp., humidity	-40~+85°C, 10~95% RH		
Temperature coefficient	±0.05% / °C (0~50°C)		
Vibration	10~500Hz, 2G 10 min./1 cycle, period of 60 min. each axes		
Safety standards	UL60950-1, TUV EN60950-1 Approved		
Withstand voltage	I/P-O/P: 3KVAC, I/P-FG: 1.5KVAC, O/P-FG: 0.5KVAC, for 1 min.		
Isolation resistance	I/P-O/P, I/P-FG, O/P-FG:100M Ohms/500VDC min.		
EMI conduction & radiation	Compliance to EN55022 (CISPR22) Class B		
Harmonic current	Compliance to EN61000-3-2,-3		
EMS immunity	Compliance to EN61000-4-2,3,4,5,6,8,11; ENV50204, EN55024, Light industry level, criteria A		
MTBF	94.7Khrs min. MIL-HDBK-217F (25°C)		
Dimensions	5x3x1.36 inches (127x76.2x34.6 mm)		
Weight	0.82 lbs (0.37 Kg)		

Notes:

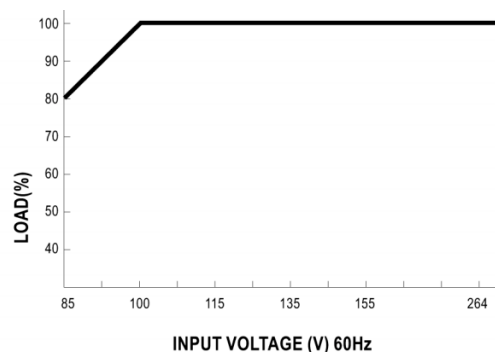
1. All parameters are specified at 230VAC input, rated load, 25°C 70% RH ambient
2. Tolerance includes set up tolerance, line regulation, load regulation
3. Ripple & noise are measured at 20MHz by using a 12" twisted pair terminated with a 0.1uF & 47 uF capacitor

*V-Infinity reserves the right to make changes to its products or to discontinue any product or service without notice, and to advise customers to verify the most up-to-date product information before placing orders. V-Infinity assumes no liability or responsibility for customer's applications using V-Infinity products other than repair or replacing (at V-I's option) V-Infinity products not meeting V-I's published specifications. Nothing will be covered outside of standard product warranty.

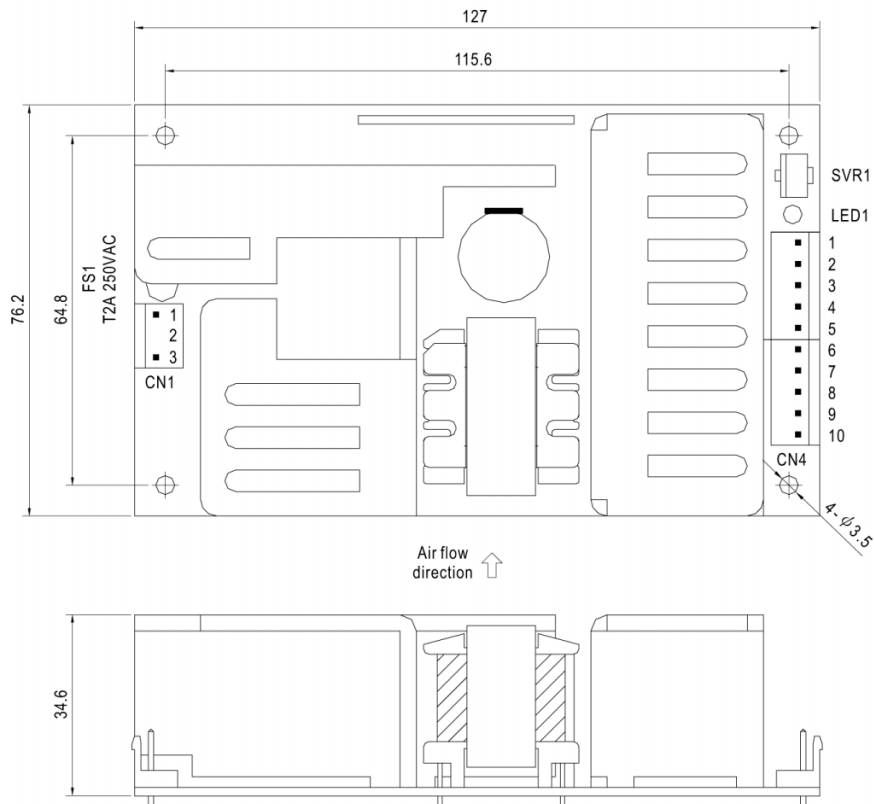
Output Derating



Static Characteristics



Dimensions (mm)



AC Input Connector (CN1) : JST B3P-VH or equivalent

Pin No.	Assignment	Mating Housing	Terminal
1	AC/L	JST VHR or equivalent	JST SVH-21T-P1.1 or equivalent
2	No Pin		
3	AC/N		

DC Output Connector (CN4) : JST B5P-VH*2 or equivalent

Pin No.	Assignment	Mating Housing	Terminal
1	CH3	JST VHR or equivalent	JST SVH-21T-P1.1 or equivalent
2,3	CH2		
4~8	GND		
9,10	CH1		