


Features

- Universal AC input / Full range
- Built-in active PFC function
- Short circuit, overload, over-voltage protected
- PWM control and regulated
- High power density 6.117W/inch³
- Built-in remote sense function
- LED indicator for power on
- 100% full load burn-in test
- 125W with 18CFM FAN
- 5"x3" compact size
- 3 year warranty



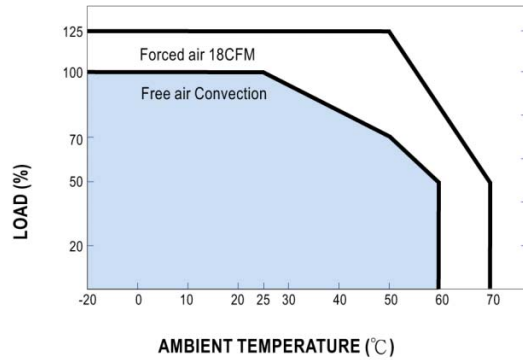
DC Voltage	27V
Output rated current	3.8A
Output current range (convection)	0~3.8A
Output current range (18CFM fan)	0~4.6A
Rated power (convection)	102.6W
Rated power (18CFM fan)	124.2W
Ripple & noise	150mVp-p
Voltage adj. range	26.25~28.35V
Output V. tolerance	±1%
Line regulation	±0.5%
Load regulation	±1%
Set up, rise, hold up time	1000ms, 30ms, 20ms/230VAC 2000ms, 30ms, 20ms/115VAC at full load
Input voltage range	90~264VAC 127~370VDC
Frequency range	47~63Hz
Power factor	PF>0.93/230VAC, PF>0.98/115VAC at full load
Efficiency	83%
AC current	1.7A/115VAC 0.75A/230VAC
Inrush current	cold start 40A/230VAC
Leakage current	<2mA/240VAC
Overload protection	130%~160% type: Fold back current limiting, recovers automatically after fault condition is removed
Over voltage protection	31.05~36.45V type : Hiccup mode, recovers automatically after fault condition is removed
Working temp., humidity	-20~+70°C (refer to output load derating curve), 20~90% RH non-condensing
Storage temp., humidity	-40~+85°C, 10~95% RH
Temperature coefficient	±0.05% / °C (0~50°C)
Vibration	10~500Hz, 2G 10 min./1 cycle, period of 60 min. each axes
Safety standards	UL60950-1, TUV EN60950-1 Approved
Withstand voltage	I/P-O/P: 3KVAC, I/P-FG: 1.5KVAC, O/P-FG: 0.5KVAC, for 1 min.
Isolation resistance	I/P-O/P, I/P-FG, O/P-FG:100M Ohms/500VDC min.
EMI conduction & radiation	Compliance to EN55022 (CISPR22) Class B
Harmonic current	Compliance to EN61000-3-2,-3
EMS immunity	Compliance to EN61000-4-2,3,4,5,6,8,11; ENV50204, EN55024, Light industry level, criteria A
MTBF	111.7Khrs min. MIL-HDBK-217F (25°C)
Dimensions	5x3x1.36 inches (127x76.2x34.6 mm)
Weight	0.82 lbs (0.37 Kg)

Notes:

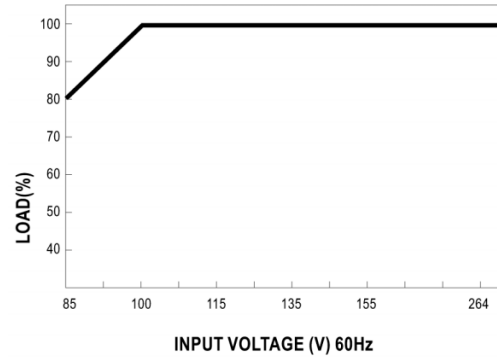
1. All parameters are specified at 230VAC input, rated load, 25°C 70% RH ambient
2. Tolerance includes set up tolerance, line regulation, load regulation
3. Ripple & noise are measured at 20MHz by using a 12" twisted pair terminated with a 0.1uF & 47 uF capacitor

*V-Infinity reserves the right to make changes to its products or to discontinue any product or service without notice, and to advise customers to verify the most up-to-date product information before placing orders. V-Infinity assumes no liability or responsibility for customer's applications using V-Infinity products other than repair or replacing (at V-I's option) V-Infinity products not meeting V-I's published specifications. Nothing will be covered outside of standard product warranty.

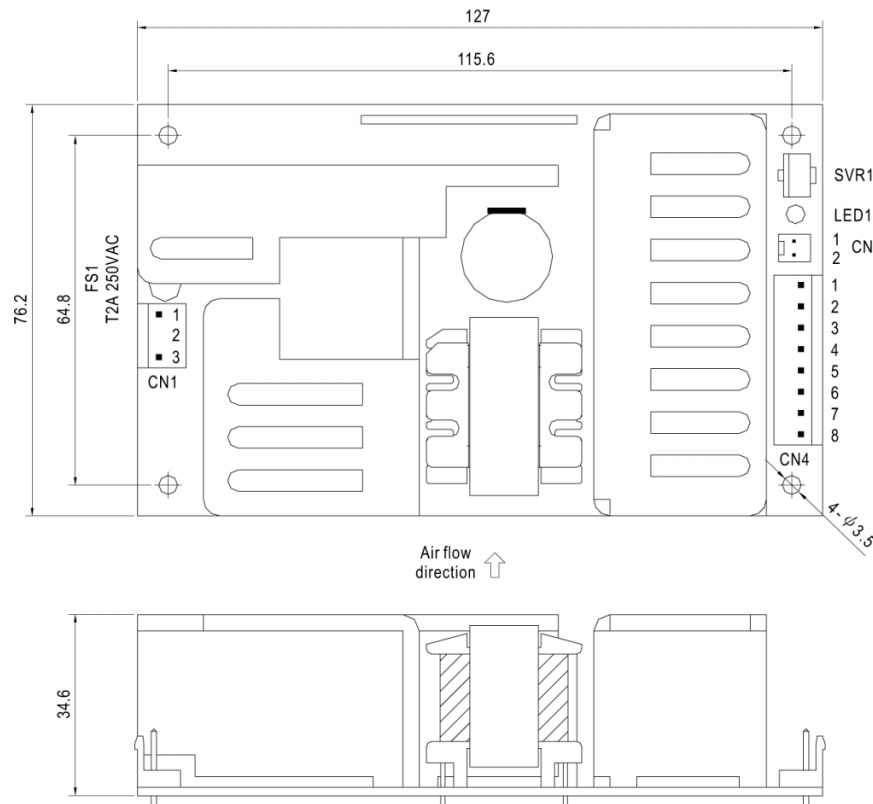
Output Derating



Static Characteristics



Dimensions (mm)



AC Input Connector (CN1) : JST B3P-VH or equivalent

Pin No.	Assignment	Mating Housing	Terminal
1	AC/L	JST VHR or equivalent	JST SVH-21T-P1.1 or equivalent
2	No Pin		
3	AC/N		

DC Output Connector (CN4) : JST B8P-VH or equivalent

Pin No.	Assignment	Mating Housing	Terminal
1~4	-V	JST VHR or equivalent	JST SVH-21T-P1.1 or equivalent
5~8	+V		

(CN3) : Remote Sense

Pin No.	Assignment
1	RS+
2	RS-