


### Features

- Universal AC input / Full range
- Low leakage current 0.3mA
- Protections: Short circuit/Over load/Over voltage
- Cooling by free air convection
- 100% full load burn-in test
- Fixed switching frequency at 45KHz
- 3 years warranty



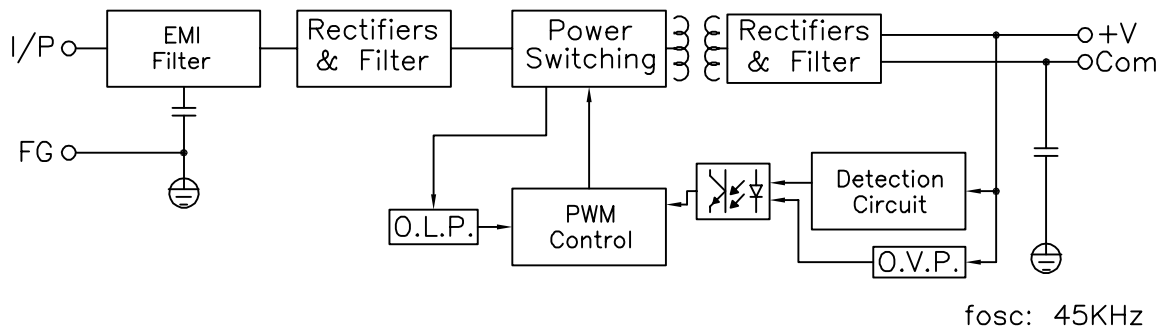
DC output voltage	15V
Output V. tolerance	±2%
Output rated current	3A
Output min. range	0A
Output max. range	3.5A
Ripple & noise	100m
Line regulation	±1%
Load regulation	±2%
Rated output power	45W
Rated output power	52W with 18CFM min. forced air convection
Efficiency	77%
DC voltage adj.	±10%
Input voltage range	90~264VAC 47~4403Hz; 120-370VDC
AC current	1.2A/115V 0.7A/230V
Inrush current	cold start 20A/115V 40A/230V
Leakage current	<0.3mA/264VAC
Overload protection	36~55W output power type: Hiccup mode, recovers automatically after fault condition is removed
Over voltage protection	115%~135%
Temperature coefficient	±0.04% / °C (0~50°C)
Set up, rise, hold up time	800ms, 30ms, 20ms/230VAC 1.2s, 30ms, 12ms /115VAC
Vibration	10~500Hz, 2G 10min./1 cycle (1 hour each axes)
Withstand voltage	I/P-O/P: 4KVAC, I/P-FG: 1.5KVAC, O/P-FG: 0.5KVAC, for 1 min.
Isolation resistance	I/P-O/P, I/P-FG, O/P-FG: 500VDC / 100M Ohms min.
Working temp., humidity	-10°C~+60% (refer to output derating curve), 20%-90% RH
Storage temp., humidity	-20°C~+85°C, 10%-95% RH
Dimensions	5x3x1.10 inches PCB only (127x76.2x28 mm)
Weight	0.40 lbs (.18 Kgs)
Safety standards	UL2601-1, EN60601-1 approved
EMC standards	CISPR11 (EN55011), EN61000-4,2,3,4,5,6,8,11, IEC61000-3-2,3 EN60601-1-2, verification

#### Notes:

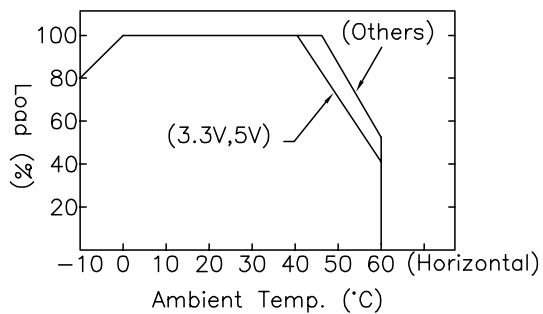
1. All parameters are specified at 230VAC input, rated load, 25°C 70% RH ambient
2. Tolerance includes set up tolerance, line regulation, load regulation
3. Ripple & noise are measured at 20MHz by using a 12" twisted pair terminated with a 0.1uF & 47 uF capacitor
4. Line regulation is measured from low line to high line at rated load
5. Mounting holes M1 and M2 should be grounded for EMI purposes

V-Infinity reserves the right to make changes to its products or to discontinue any product or service without notice, and to advise customers to verify the most up-to-date product information before placing orders. V-Infinity assumes no liability or responsibility for customer's applications using V-Infinity products other than repair or replacing (at V-I's option) V-Infinity products not meeting V-I's published specifications. Nothing will be covered outside of standard product warranty.

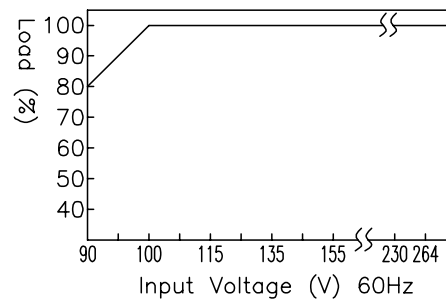
## Block Diagram



## Output Derating



## Static Characteristics



## Dimensions (mm)

Terminal Pin No. Assignment  
 CN1: MOLEX 5277-02  
 PIN 1,2: AC INPUT  
 CN2: MOLEX 5273-06  
 PIN 1,2,3: DC OUTPUT +V  
 PIN 4,5,6: DC OUTPUT GND

Mating Connectors  
 CN1,2 Mating Connector type  
 Molex 5195 and 5239 series  
 or equivalent with Molex  
 5194 and 5225 or equivalent  
 crimp terminals.

