

Features

- Low cost
- High reliability
- 105°C output capacitor
- Universal AC input range
- High efficiency, low temperature rise
- Soft-start circuit, limiting AC surge current
- Short circuit, overload, over-voltage protected
- Compact size, light weight
- 100% full load burn-in test
- Built in EMI filter, low ripple noise



	CH1	CH2
DC output voltage	5V	24V
Output V. tolerance	±4%	±7%
Output rated current	3.5A	2A
Output min. range	0.4A	0.2A
Output max. range	6A	2.6A
Ripple & noise	60mVp-p	150mVp-p
Line regulation	±1%	±2%
Load regulation	±3%	±4%
Rated output power	65.5W	
Rated output power	72W with 18CFM min. forced air	
Efficiency	78%	
DC voltage adj.	CH1: ±10%	
Input voltage range	90~264VAC 47~4403Hz; 120-370VDC	
AC current	1.6A/115V 1A/230V	
Inrush current	cold start 20A/115V 40A/230V	
Leakage current	<0.3mA/264VAC	
Overload protection	73~105W Hiccup mode, recovers automatically after fault condition is removed	
Over voltage protection	CH1: 5.75~6.75VDC	
Temperature coefficient	±0.04% / °C (0~50°C) on +5V output	
Set-up, rise, hold-up time	800ms, 20ms, 20ms/230VAC 800ms, 20ms, 12ms /115VAC	
Vibration	10~500Hz, 2G 10min./1 cycle (1 hour each axes)	
Withstand voltage	I/P-O/P: 4KVAC, I/P-FG: 1.5KVAC, O/P-FG: 0.5KVAC, for 1 min.	
Isolation resistance	I/P-O/P, I/P-FG, O/P-FG: 500VDC / 100M Ohms min.	
Working temp., humidity	-10°C~+60% (refer to output derating curve), 20%-90% RH	
Storage temp., humidity	-20°C~+85°C, 10%-95% RH	
Dimensions	5.0x3.0x1.65 inches (127x76.2x42 mm)	
Weight	0.55 lbs (0.25 Kgs)	
Safety standards	UL2601-1, EN60601-1 approved	
EMC standards	CISPR11 (EN55011), EN61000-4,2,3,4,5,6,8,11, IEC61000-3-2,3	
	EN60601-1-2, verification	

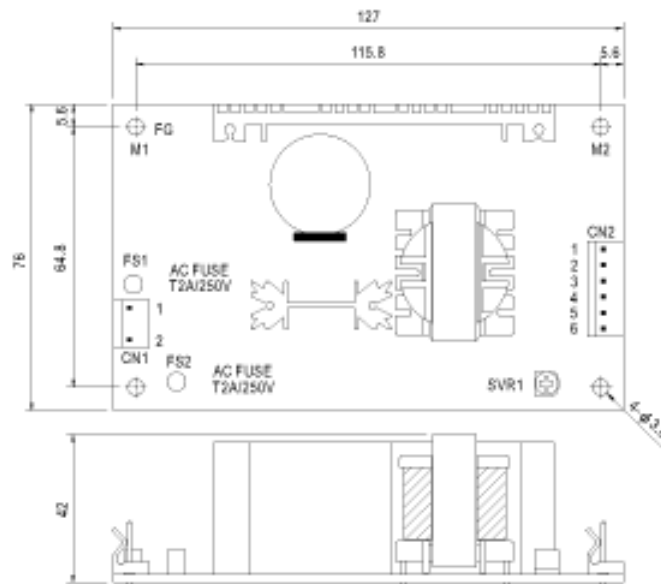
Notes:

1. All parameters are specified at 230VAC input, rated load, 25°C 70% RH ambient
2. Tolerance includes set up tolerance, line regulation, load regulation
3. Ripple & noise are measured at 20MHz by using a 12" twisted pair terminated with a 0.1uF & 47 uF capacitor
4. Line regulation is measured from low line to high line at rated load
5. Each output provides up to maximum current, but total load cannot exceed max. output power
6. Mounting holes M1 and M2 should be grounded for EMI purposes

*V-Infinity reserves the right to make changes to its products or to discontinue any product or service without notice, and to advise customers to verify the most up-to-date product information before placing orders. V-Infinity assumes no liability or responsibility for customer's applications using V-Infinity products other than repair or replacing (at V-I's option) V-Infinity products not meeting V-I's published specifications. Nothing will be covered outside of standard product warranty.

Dimensions (mm)

Unit:mm



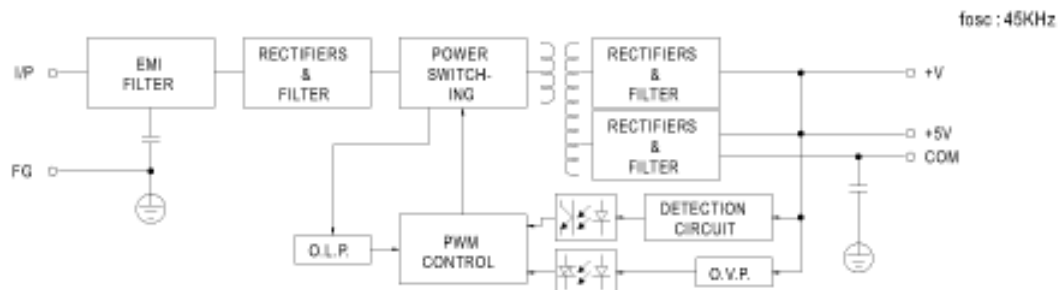
AC Input Connector (CN1) : Molex 5277-02 or equivalent

Pin No.	Assignment	Mating Housing	Terminal
1	ACIN	Molex 5195 or equivalent	Molex 5194 or equivalent
2	ACIL		

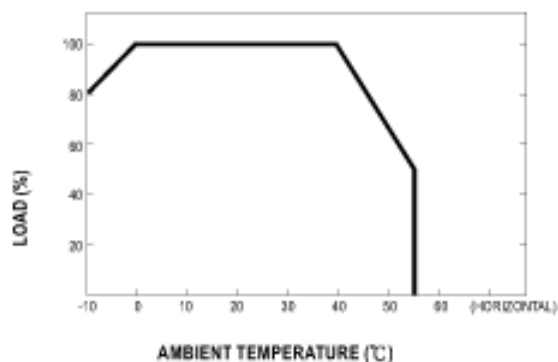
DC Output Connector (CN2) : Molex 5273-06 or equivalent

Pin No.	Assignment	Mating Housing	Terminal
1	+V	Molex 5195 or equivalent	Molex 5194 or equivalent
2,3	+5V		
4,5	COM		
6	NC		

Block Diagram



Output Derating



Static Characteristics

