



Features

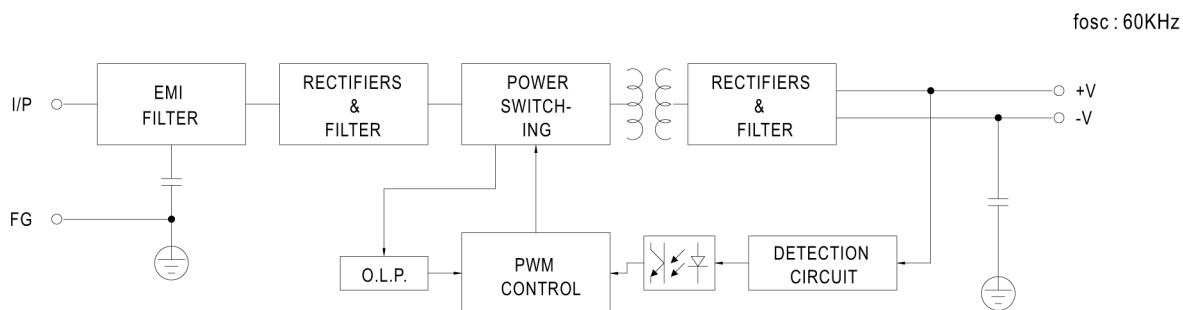
- Universal AC input / Full range
- Short circuit, overload, over-voltage, protection
- Cooling by free air convection
- PWM control and regulated
- Small and compact size
- Built in remote on/off control
- LED indicator for power on
- 100% full load burn-in test
- 2 year warranty

DC output voltage	24V
Output rated current	3.2A
Output current range	0~3.5A
Rated output power	76.8W
Peak load(10 sec.)	84W
Ripple & noise	120mVp-p
Voltage adj. range	22~27V
Voltage tolerance	±2.0%
Line regulation	±1.0%
Load regulation	±1.0%
Setup, rise, hold time	100ms, 35ms, 50ms/230VAC 100ms, 35ms, 12ms/115VAC at full load
Input voltage range	90~264VAC 120~370VDC
Frequency range	47~63Hz
Efficiency	83%
AC current	1.9A/115V 1.1A/230V
Inrush current	cold start 24A/115VAC 40A/230VAC
Leakage current	<1mA/264VAC
Overload protection	115~150% rated output power type: Hiccup mode, recovers automatically after fault condition is removed
Over voltage protection	27.6~32.4V type: Hiccup mode, recovers automatically after fault condition is removed
Remote on/off	RC+/RC- : 0~0.8V power on ; 4~10V power off
Working temperature	-20~+60°C (Refer to output load derating curve)
Working humidity	20~90% RH non-condensing
Storage temp., humidity	-20~+85°C, 10~95% RH
Temperature coefficient	±0.04%/°C (0~50°C)
Vibration	10~500Hz, 2G 10min./1 cycle, period for 60 min. each along X,Y,Z axes
Safety standards	UL60950, TUV EN60950, approved
Withstand Voltage	I/P-O/P: 3KVAC, I/P-F/G: 1.5KVAC, U/P-FG: 0.5KVAC
Isolation resistance	I/P-O/P, I/P-F/G: 100M Ohms/500VDC min.
EMI conduction & radiation	Compliance to EN55011, EN55022 (CISPR22) class B
Harmonic current	Compliance to EN61000-3-2,-3
EMS immunity	Compliance to EN61000-4-2,3,4,5,6,8,11; ENV50204, EN55024, EN61000-6-2 heavy industry level, criteria A
MTBF	355Khrs min. MIL-HDBK-217F (25°C)
Dimension	8.74x2.17x1.18 Inches (222x55x30mm)
Weight	0.66lbs (0.3Kg)

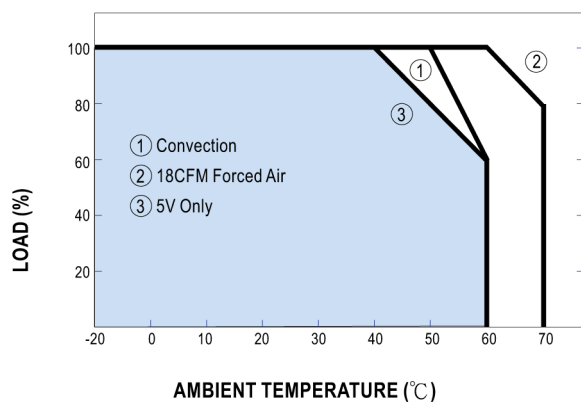
Notes:

1. All parameters are specified at 230VAC input, rated load, 25°C 70% RH ambient
2. Tolerance includes set up tolerance, line regulation, load regulation
3. Ripple & noise are measured at 20MHz by using a 12" twisted pair terminated with a 0.1uF & 47 uF capacitor
4. 33.3% Duty cycle maximum within every 30 seconds. Average output power should not exceed the rated power.

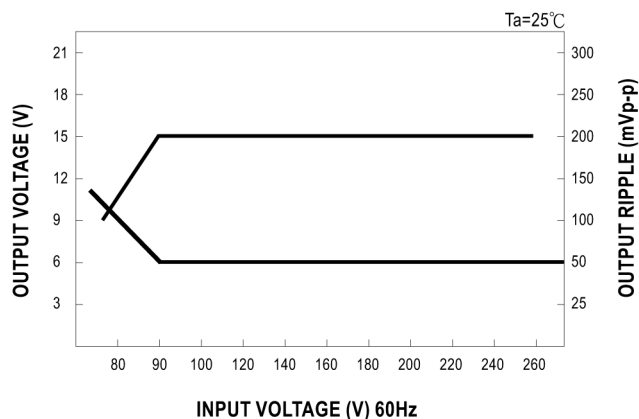
Block Diagram



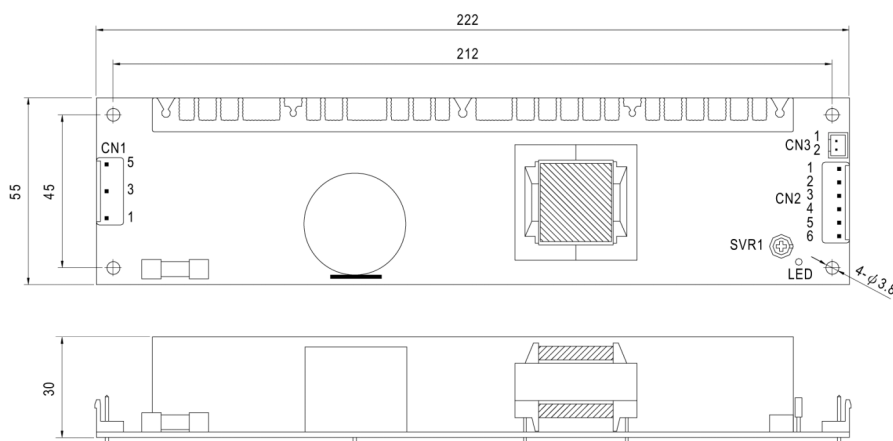
Output Derating



Static Characteristics



Dimensions (mm)



AC Input Connector (CN1) : JST B5P-VH or equivalent

Pin No.	Assignment	Mating Housing	Terminal
1	AC/L	JST VHR or equivalent	JST SVH-21T-P1.1 or equivalent
2,4	No Pin		
3	AC/N		
5	FG \perp		

DC Output Connector (CN2) : JST B6P-VH or equivalent

Pin No.	Assignment	Mating Housing	Terminal
1,2,3	-V	JST VHR or equivalent	JST SVH-21T-P1.1 or equivalent
4,5,6	+V		

(CN3) : Remote ON/OFF

Pin No.	Assignment
1	RC+
2	RC-