



TRG70 SERIES

70W SWITCHING ADAPTER



Features

- * Universal Input Range 90~264VAC
 - * Meets EN55022 Class B and CISPR/FCC Class B
 - * Continuous Short Circuit Protection
 - * Over Voltage Protection
 - * Meet CEC & ErP Level V
- (Output Cable Length \leq 1800mm)
 (TRG70A120: Output Cable Length \leq 720mm 16AWG)
 (TRG70A150: Output Cable Length \leq 1220mm 16AWG)

Ordering information

TRG70AXXX- XX

Model No. DC Plug Type

X

OVP

E: WITH OVP

XX

DC Cable Length and Type

01: 720mm

02: 1220mm

03: 1800mm

11: 720mm with Ferrite Core

12: 1220mm with Ferrite Core

13: 1800mm with Ferrite Core

*18AWG/UL1185



MODEL	OUTPUT VOLTAGE	OUTPUT CURRENT	RIPPLE & NOISE NOTE 2	VOLTAGE ACCURACY NOTE 1	LINE REGULATION NOTE 3	LOAD REGULATION NOTE 4	% EFF. (Typ.) NOTE 5
TRG70A120	12 V	5.5 A	1%	$\pm 2\%$	$\pm 1\%$	$\pm 5\%$	87%
TRG70A150	15 V	4.6 A	1%	$\pm 2\%$	$\pm 1\%$	$\pm 3\%$	87%
TRG70A180	18 V	3.9 A	1%	$\pm 2\%$	$\pm 1\%$	$\pm 2\%$	86%
TRG70A190	19 V	3.7 A	1%	$\pm 2\%$	$\pm 1\%$	$\pm 2\%$	87%
TRG70A240	24 V	3.0 A	1%	$\pm 2\%$	$\pm 1\%$	$\pm 2\%$	89%
TRG70A480	48 V	1.5 A	1%	$\pm 2\%$	$\pm 1\%$	$\pm 2\%$	90%

Specifications

INPUT SPECIFICATIONS:

Voltage 90~264Vac
 Frequency 50 to 60Hz
 Inrush Current Cold Start @25°C 80A max. @240Vac
 Conducted EMI CISPR/FCC Class B
 Leakage Current 3.5mA max.

OUTPUT SPECIFICATIONS:

Hold-up Time 8ms typ. @115Vac
 Short Circuit Protection Continuous
 Over Voltage Protection Yes
 Temperature Coefficient $\pm 0.05\%/^{\circ}\text{C}$

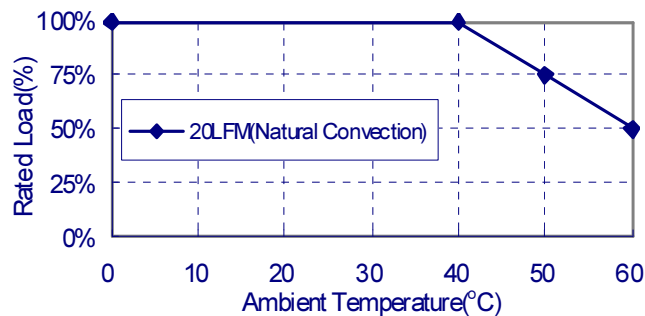
GENERAL SPECIFICATIONS:

Isolation Input to output = 4,242VDC
 Operating Temperature 0 ~ 60°C (see derating curve)
 Storage Temperature -20~85°C
 Humidity 93% RH max. Non condensing
 Cooling Natural Convection
 Switching Frequency 60KHz Typical
 MTBF MIL-HDBK-217F, GB, at 25°C/115VAC 200Khrs min.
 Altitude 2000m
 Dimensions 5.197x2.283x1.201 inches (132.00x58.00x30.50 mm)
 Weight 345g(0.76 Pounds)
 AC Inlet IEC320/C14

SAFETY AND EMC:

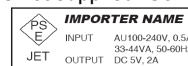
Emission and Immunity EN55022 Class B, FCC Part 15 Class B
 EN61000-6-3, EN61000-3-2, EN61000-3-3
 EN55024, EN61204-3, EN61000-6-1
 Safety IEC60950-1, EN60950-1, UL60950-1

TRG70 Series Derating Curve



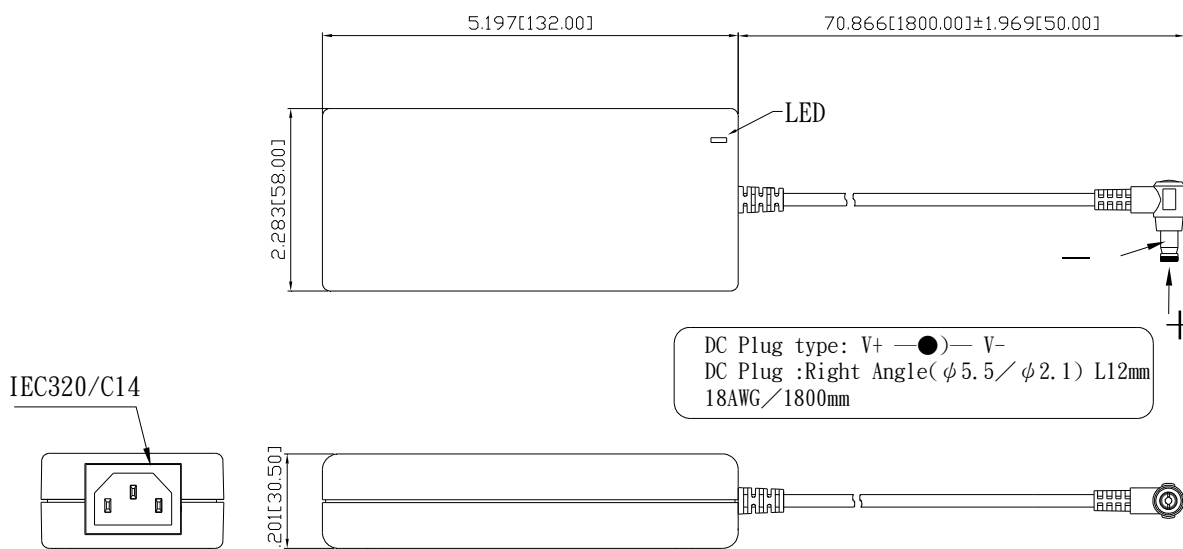
NOTE:

1. Voltage accuracy at 60% full load.
2. Add a 0.1uF ceramic capacitor and a 10uF E.L. capacitor to output for Ripple & Noise measurement @20MHz BW.
3. Line regulation is measured from 100Vac to 240Vac full load.
4. Load regulation is measured from 60% to 100% full load and from 60% 20% full load (60% +/- 40% full load).
5. Typical efficiency at 230VAC and full load at 25°C.
6. "Various TR Series adapters are PSE certified. PSE certification alone is not sufficient for importation into Japan. A valid PSE mark must contain the name of the importer as shown in the example below. If PSE mark is required, the name of the registered importer must be supplied to Cincon on order placement. Product labels will not contain PSE mark if importer name is not supplied. Consult factory or local representative for details"



Mechanical Specification

All Dimensions are in inches(mm)
 Tolerance: Inches: X.XXX \pm 0.02
 Millimeters: X.XX \pm 0.5



Typical at 25°C, nominal line and 75% load, unless otherwise Specified