MODEL NO.	"L"	"D"	P/N
BF14P	48	.062	24619
BF216	72	.062	24620
BF18P	96	.062	24621
BF15P	60	.062	24128
BF215P	180	.125	23866
BF23.5P	42	.125	21848
BF210P	120	.125	21713
BF28P	96	.125	21300
BF29P	108	.125	21301

MODEL NO.	"L"	"D"	P/N
BF11P	12	.062	20323
BF13P	36	.062	17226
BF21P	12	.125	20418
BF22P	24	.125	21114
BF24P	48	.125	20137
BF25P	60	.125	20175
BF26P	72	.125	17909
BF27P	84	.125	20903
BF23P	36	.125	17233

NOTES:

1. CABLES LONGER THAN 30 FEET IN LINGTH ARE CONSTRUCTED FROM TWO SHORTER LENGTHS OF SHEATHING AND FUSED WITH A STAINLESS JUNCTION COVERED WITH SHRINK TUBING (INCREASING THE DIAMETER BY APPROXIMATELY .080").

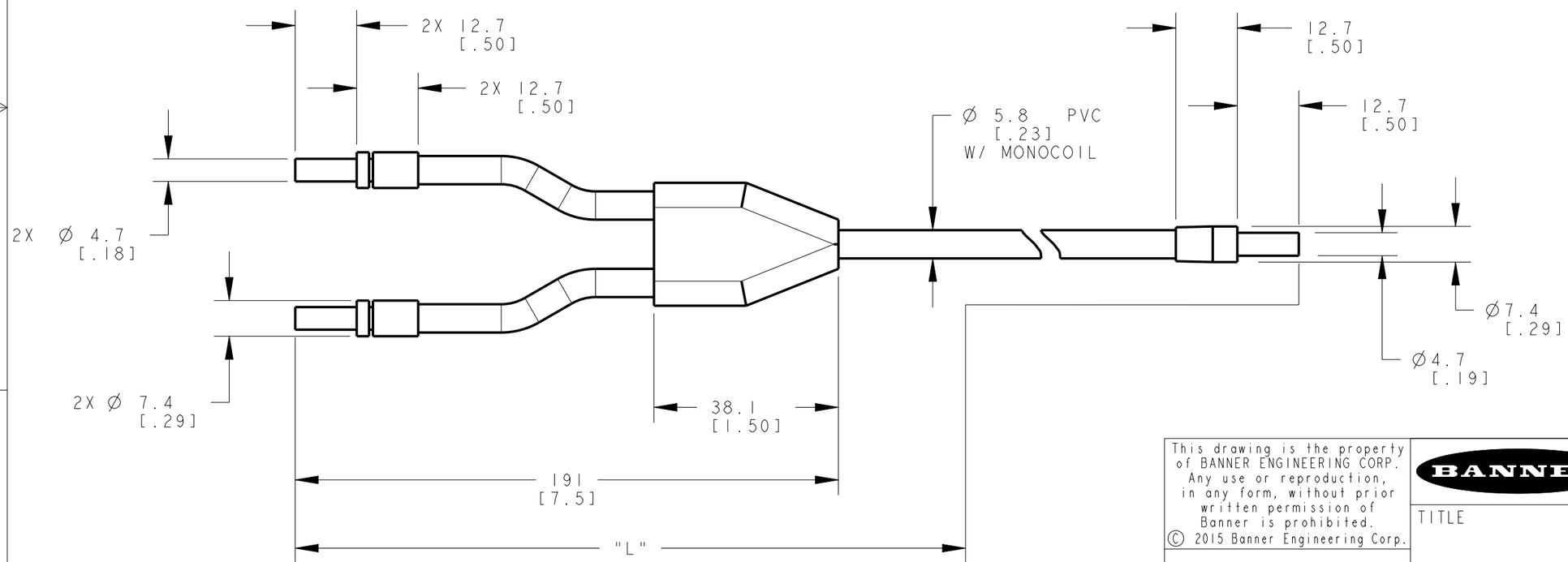

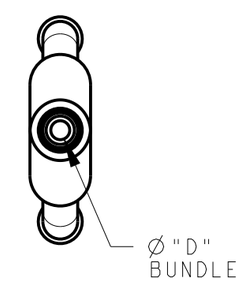

NOTES:
1. ALL DIMENSIONS ARE MILLIMETERS [INCHES] UNLESS OTHERWISE NOTED.
2. REFER TO "www.bannerengineering.com" FOR ADDITIONAL DATA AND SPECIFICATIONS.

This drawing is the property of BANNER ENGINEERING CORP. Any use or reproduction, in any form, without prior written permission of Banner is prohibited.
© 2015 Banner Engineering Corp.

THIRD ANGLE PROJECTION

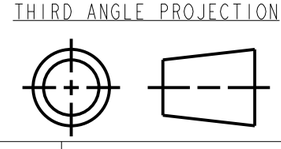

BANNER ENGINEERING CORP.
www.bannerengineering.com

TITLE

BF 1 & 2 P SERIES

SIZE	DRAWING NO.	REV.
B	193324	A

SCALE 1:1 | SHEET 1 OF 1

CREO