

■ Features

- Power Rating: 100W
- Input Voltage: 347Vac
- Constant Voltage design
- Output current (208-8330mA)
- Efficiency up to 90%
- UL Class 2 Output
- Tc=90°C
- IP65
- 5-year warranty
- Surge Rating: 2KV
- Made-in-Taiwan



*Product images are for illustrative purposes only and may vary from actual design.

■ Application

- Indoor & Outdoor applications

■ Model List*(See part number scheme for model number details)

Model Number	Input Voltage Range	Output Power	Output Voltage	Output Current Min.	Output Current Max.	Efficiency	Certification
LNAV-100S012SS	347Vac	100W	12V	833mA	8330mA	87%	UL/cUL
LNAV-100S024SS	347Vac	100W	24V	410mA	4100mA	87%	UL/cUL
LNAV-100S036SS	347Vac	100W	36V	270mA	2700mA	89%	UL/cUL
LNAV-100S048SS	347Vac	100W	48V	208mA	2080mA	90%	UL/cUL

■ Technical Data

Start Temp.	-40°F/-40°C
Tcase Temp.	194°F/90°C
Frequency	50/60Hz
Power factor	Min. 0.9
Output voltage	24V, 36V, 48V
Output power	100W
Max input current	0.34@347Vac
Max. Input Power	110W(48V), 112(36V), 114(24V)
THD	Max. 20%
Case Dimensions LxWxH	241x43x32mm
Mounting	228mm
Weight	570g

Technical Sales / Customer Service: +1-818-338-7788 • Email: sales@autec.com

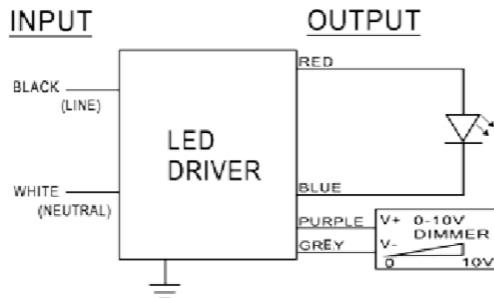
31328 Via Colinas Suite 102 • Westlake Village, CA 91362 USA • www.autec.com

January 14, 2020

Disclaimer:

Autec Power Systems' (Autec) LED Drivers are Hi-Pot tested during the manufacturing process. Autec assumes no responsibility for secondary Hi-Pot testing at customer location or designated production line(s). Should customer require further Hi-Pot testing, at their own production line, following assembly of the LED Driver into the customer's assembled fixture, Autec requests advance notice. This request must be communicated to Autec in a timely manner and is recommended to be requested at time of issuing each purchase order.

■ Wiring Diagram



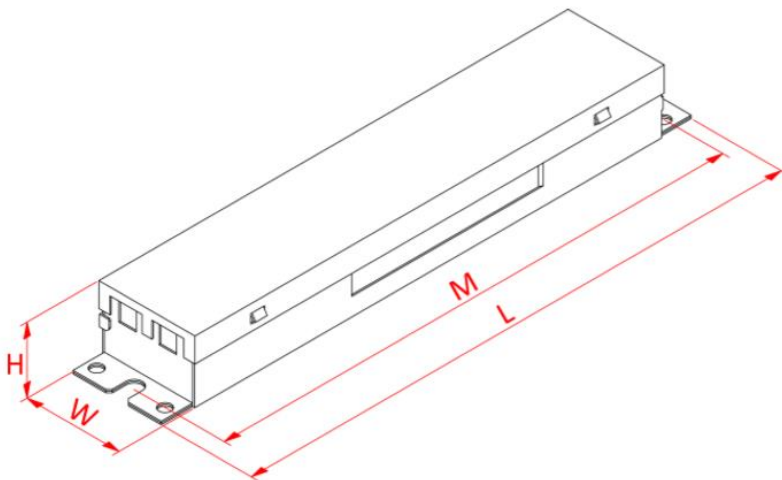
Maximum Wiring Distance (at full load) is 18AWG/18Feet

LED case should be grounded

The driver is suitable for pure LED load only

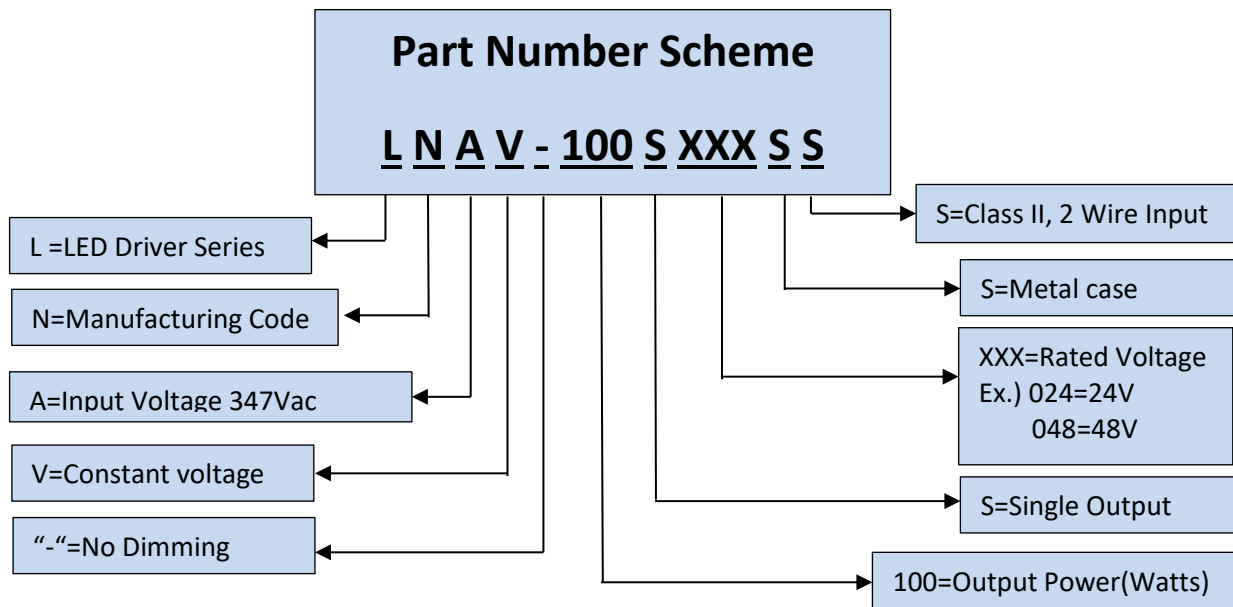
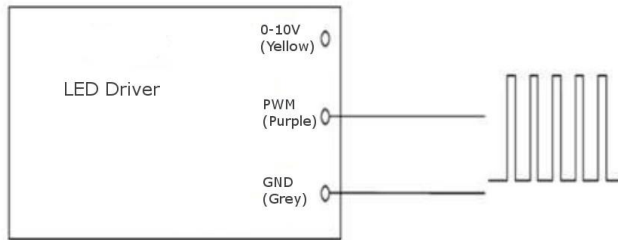
Lead Length	mm
Black	175
White	175
Green	NA
Red	175
Blue	175
Purple	NA
Grey	NA

■ Mechanical Diagram



Lead Length	mm
L	241
W	43
H	32
M	228

■ **PWM Dimming**



***Product images are for illustrative purposes only and may vary from actual design.**

***Specifications are subject to change without notice. Autec is not responsible for issues arising from errors or omissions.**

Technical Sales / Customer Service: +1-818-338-7788 • Email: sales@autec.com

31328 Via Colinas Suite 102 • Westlake Village, CA 91362 USA • www.autec.com

January 14, 2020