


■ Features

- Single output from 90W
- 100-240Vac Universal input
- IEC62368-2
- SCP, and OVP
- Efficiency Level VI
- MTBF: 50,000 hours
- Dimension: 172.2x72.2x41.1mm



■ Application

- Consumer electronics and office equipment
- Industrial equipment

*Product images are for illustrative purposes only and may vary from actual design.

Custom Designs Available!

■ Model List

Model	Output Voltage	Output Current	Power
DT120P8-120-X-XX	12V	10A	120W
DT120P8-150-X-XX	15V	8A	120W
DT120P8-165-X-XX	16.5V	7.27A	120W
DT120P8-180-X-XX	18V	6.66A	120W
DT120P8-190-X-XX	19V	6.31A	120W
DT120P8-210-X-XX	21V	5.71A	120W
DT120P8-240-X-XX	24V	5A	120W

■ Technical Data

Input Voltage Rating	100-240Vac
Input Voltage Range	90-264Vac
Input Frequency Rating	60/50Hz
Input Frequency Range	63/47Hz
AC Input Current	2A max. @100Vac
AC Input Power Saving	0.15W max. @230Vac at no load
Inrush Current	60A max. @100Vac, 100A max. @230Vac Cold Start
Leakage Current	5mA max.
Output Voltage Range	12-24V
No-load Voltage	±5%
Full load Voltage	±5%
Output Ripple & Noise	350mV max.
Average Efficiency	89%@115/230Vac, .The test point is at 25%,50%,75% and 100% load after 30 min warm up at max load. Level VI

Technical Sales / Customer Service: +1-818-338-7788 • Email: sales@autec.com

31328 Via Colinas Suite 102 • Westlake Village, CA 91362 USA • www.autec.com

January 23, 2020

■ Technical Data(cont.)

Short Circuit Protection	No harm to the power supply will occur. The power supply will auto recover once the fault condition is removed.
Over Voltage Protection	No harm to the power supply will occur. The power supply will auto recover once the fault condition is removed.
Operating Temperature	0 to 35°C
Storage Temperature	-25°C to 70°C
Operating Humidity	8% to 90%
Storage Humidity	5% to 95%
MTBF	50,000 hours min. @ full load at 25°C ambient temperature
Burn-in	2-4 Hours at 25-45°C @220Vac Input 100% load
Dimension (L*W*H)	172.2×72.2×41.1mm
Output Cable	1500mm
Weight	593g

Notes:

1. Output voltages are measured at output connector.
2. Ripple measurements shall be made with an oscilloscope of at least 20 MHz bandwidth. Output shall be by passed at the connector with a 0.1uF ceramic disk capacitor and 10uF electrolytic capacitor to simulate system loading at temperature 25°C.

■ Safety & EMC

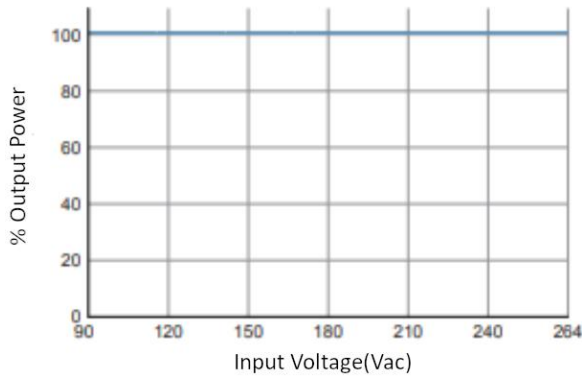
Safety Standards	IEC62368-2
EMI Standard	FCC Part 15 Class B, EN55032: 2015
EMS Standards	EN61000-4-2, 3, 4, 5, 6
Insulation Resistance	Input to output: Min. 10M OHM at 500 VDC.
Hi-Pot Test	Primary to Secondary: 3000Vac for 3sec. 5mA(production testing) 3000Vac for 1 min. 5mA(Sample Testing) Primary to Case: 3000Vac for 3sec 5mA(Production test)

Disclaimer:

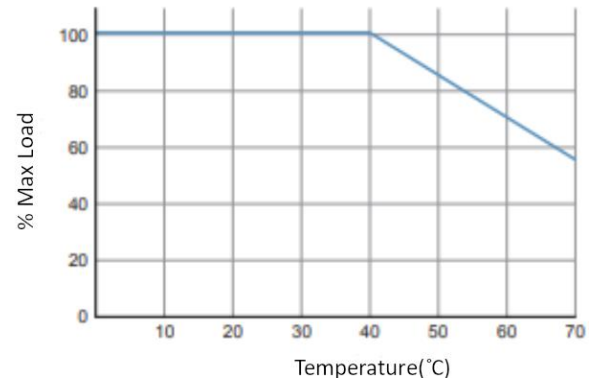
Autec Power Systems' (Autec) LED Drivers are Hi-Pot tested during the manufacturing process. Autec assumes no responsibility for secondary Hi-Pot testing at customer location or designated production line(s). Should customer require further Hi-Pot testing, at their own production line, following assembly of the LED Driver into the customer's assembled fixture, Autec requests advance notice. This request must be communicated to Autec in a timely manner and is recommended to be requested at time of issuing each purchase order.

Derating Curve

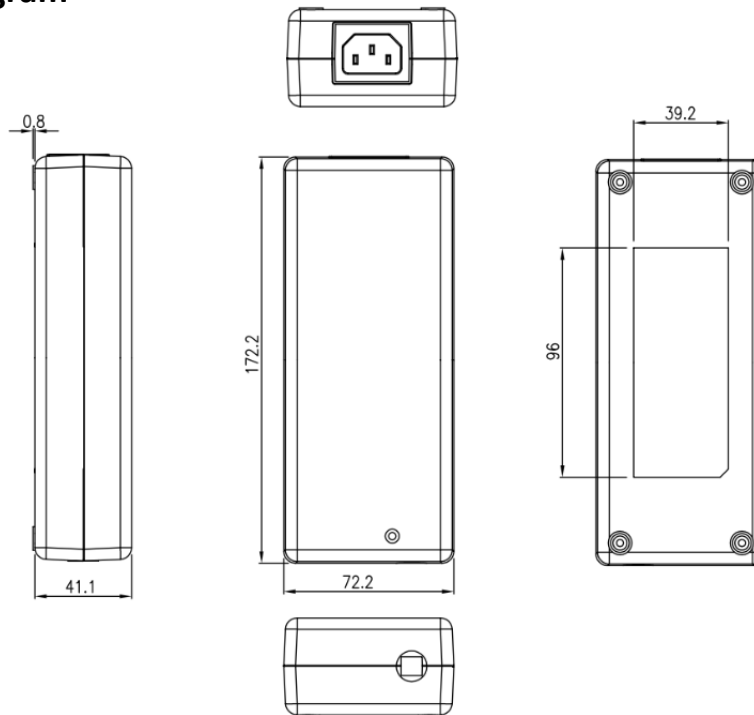
INPUT VOLTAGE DERATING CURVE



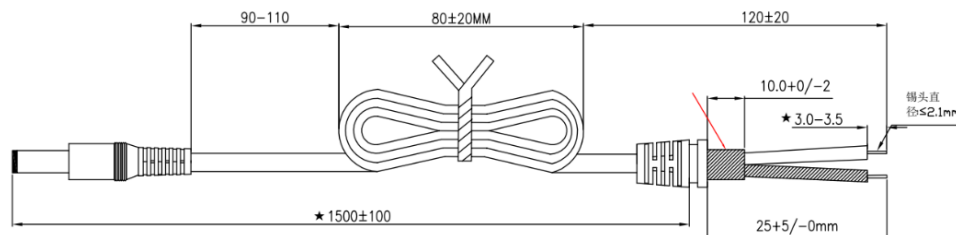
OUTPUT POWER DERATING CURVE



Mechanical Diagram



*DC Barrel Plug is rate for up to 5A only

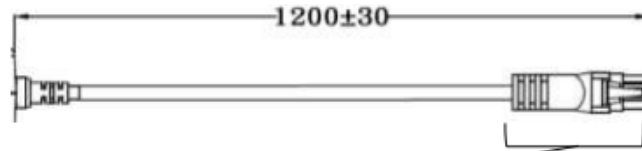


Technical Sales / Customer Service: +1-818-338-7788 • Email: sales@autec.com

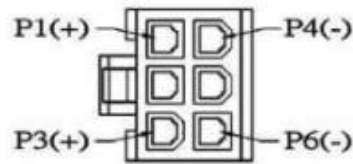
31328 Via Colinas Suite 102 • Westlake Village, CA 91362 USA • www.autec.com

January 23, 2020

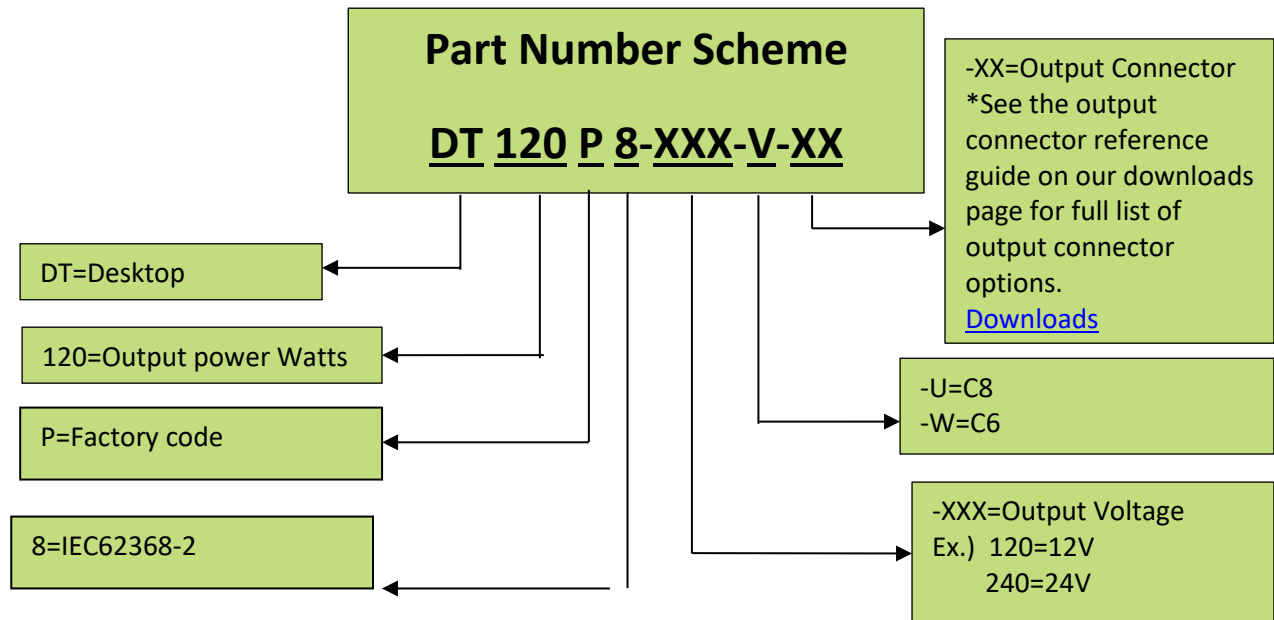
***Use Molex Type connector For DC Connector of 5A and Above (Connector Code=MX)**



*Molex 39-01-2060 Connector or similar for models with an output current of 5A and above.



Output Cable Plug Pin Assignment



***Some Safety Agency Approvals may differ from what is shown. Contact Autec Sales!**

***Product images are for illustrative purposes only and may vary from actual design.**

***Specifications are subject to change without notice. Autec is not responsible for issues arising from errors or omissions.**

Technical Sales / Customer Service: +1-818-338-7788 • Email: sales@autec.com

31328 Via Colinas Suite 102 • Westlake Village, CA 91362 USA • www.autec.com

January 23, 2020