

PSCI



Inductive eMotor Rotor Position Sensor

Accurate feedback on the angular position, direction, and speed of the rotor shaft is essential to optimize control of the motor inverter and drive the electric engine with the best possible efficiency. The PSCI high-speed inductive rotor position sensor's metallic target can be mounted on the same shaft as the electric machine rotor, is immune to electromagnetic stray fields, and provides accurate measurement of rotor position in a compact, lightweight, and fully sealed package.



KEY FEATURES

- ▶ Up to 600.000 (el) rpm speed
- ▶ Low weight and compact dimensions
- ▶ Robust to tilt, misalignment and air gap variations
- ▶ True power-on sensor: excellent accuracy and precision
- ▶ Immune to stray fields, no shielding required
- ▶ End-of-shaft sensor for metallic target
- ▶ Standard version available for 6, 8, 10 and 12 poles
- ▶ Suitable for harsh environments (fully sealed, shock, vibration)
- ▶ Cost-effective alternative to conventional resolvers and encoders



MAIN APPLICATIONS

- e-motorbike rotor position sensor
- Factory Automation
- Traction motors
- e-boat rotor position sensor
- Industry 4.0

ELECTRICAL SPECIFICATIONS

Supply voltage	5V ±10%
Supply current	Max 15mA
Voltage protection	±18 V
Accuracy	±1°el
Signal output*	Single-ended demodulated sine/cosine (1.0V to 4.0V) Differential demodulated sine/cosine (-3V to +3V)
Resolution	Infinite
Propagation delay	<4.2 µsec
Maximum electrical speed	600.000 rpm

* Other output types (upon request): SENT, Analog (ratiometric) and PWM. Check availability and specifications before ordering.

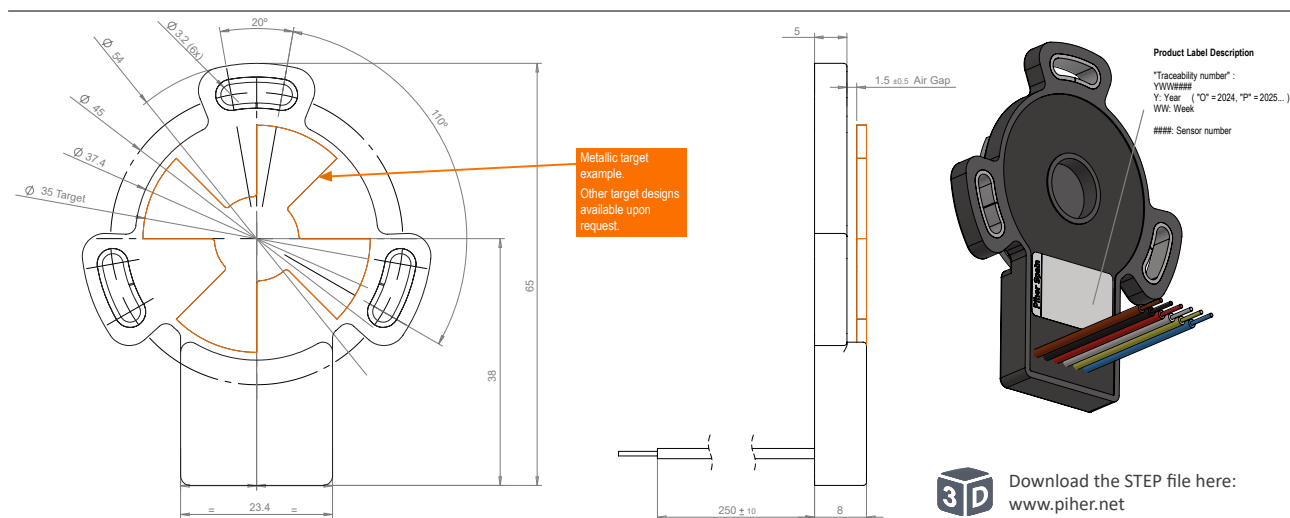
Inductive eMotor Rotor Position Sensor

MECHANICAL SPECIFICATIONS

Rotational life	Unlimited
Max. mounting torque	2.2 Nm
Maximum mechanical speed	200.000 rpm (3-pole pair version) 150.000 rpm (4-pole pair version) 120.000 rpm (5-pole pair version) 100.000 rpm (6-pole pair version)
Target material*	Conductive metal
Operating temperature (with wires)**	-40° to +125°C
Sealing	IP67, IP69K

* Target not included, if you need target design support please contact Piher Sensing Systems. ** Higher temperatures can be studied

DIMENSIONS (MM)



CONNECTION SCHEME

Wire Color	Single-Ended	Differential
Blue	Ground	Ground
Yellow	Sine (+)	Sine (+)
White	n/a	Sine (-)
Red	Cosine (+)	Cosine (+)
Black	n/a	Cosine (-)
Brown	Vcc	Vcc

More instructions of use on www.piher.net. Connector assembly available on request.

HOW TO ORDER

Part number	
PSCI-3PP-05	3-pole pair (6 poles) differential output
PSCI-4PP-05	4-pole pair (8 poles) differential output
PSCI-5PP-05	5-pole pair (10 poles) differential output
PSCI-6PP-05	6-pole pair (12 poles) differential output

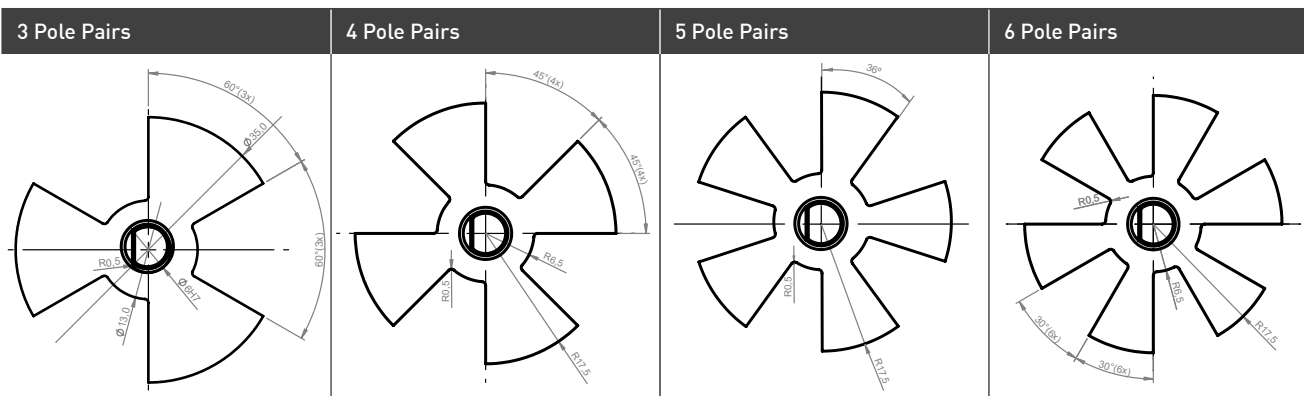
check inventory

Single-ended output sensors available on request.

Through-hole version: see the [PSTI](#) product at www.piher.net

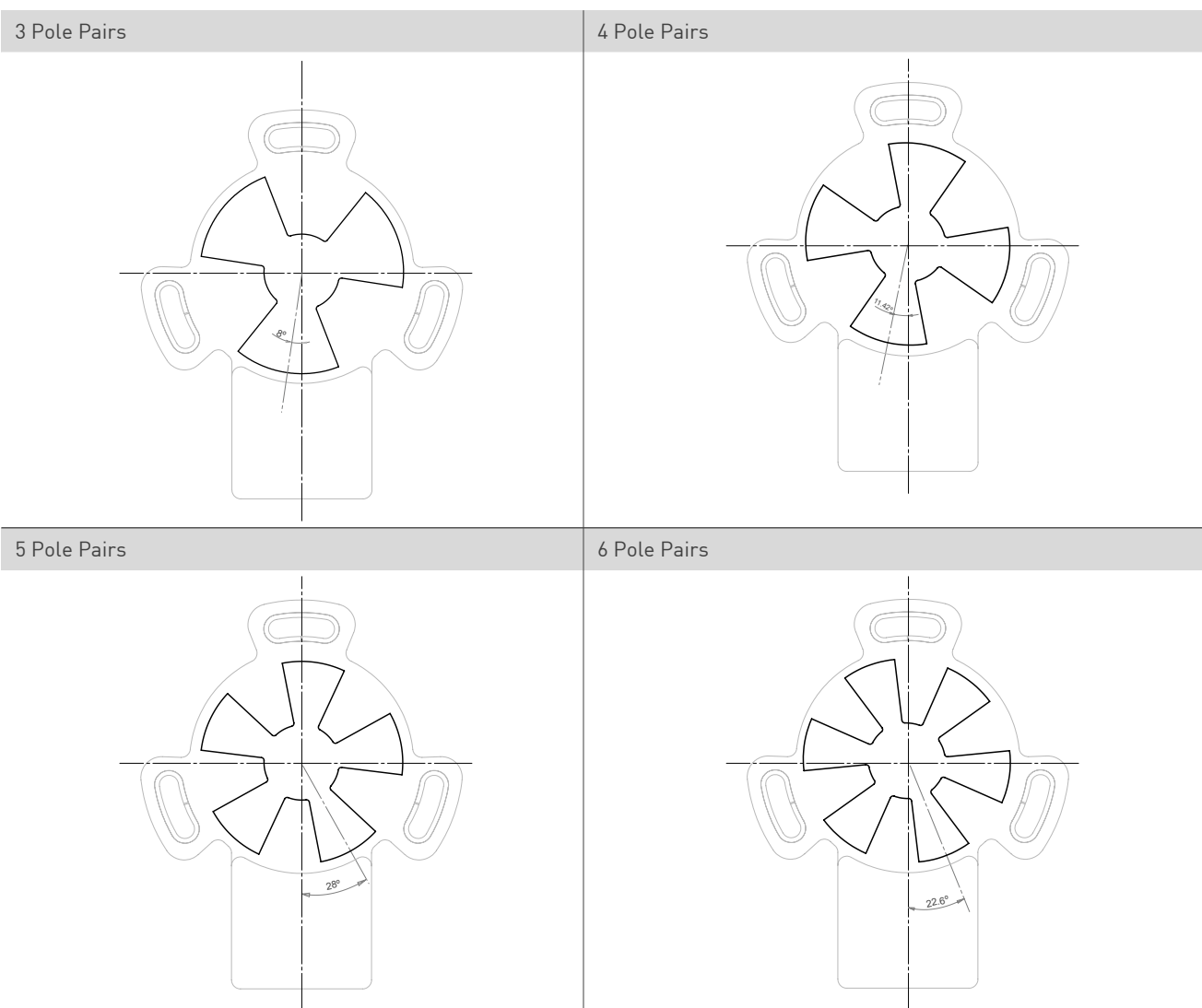
Inductive eMotor Rotor Position Sensor

TARGET DESIGN



Target not included, for support please contact Piher Sensing Systems. Drawings may be not to scale.

ZERO POSITION

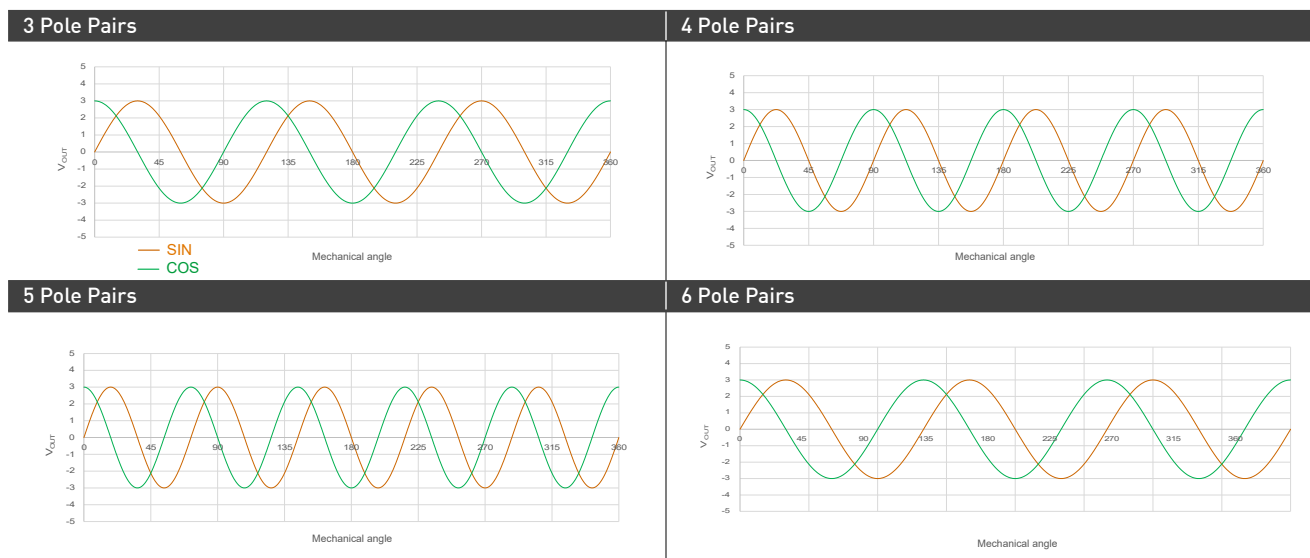


WORKING PRINCIPLE

This sensor utilizes the physical principle of Eddy currents to accurately detect the position of a simple metallic target moving above a set of coils, which includes one transmitter and two receivers. By leveraging this mechanism, the sensor can deliver precise absolute rotor position information in the form of sine and cosine signals. The output interface is highly versatile and can be configured either as single-ended, offering a cost-effective solution for the system, or as differential, providing superior rejection of common mode disturbances for enhanced reliability and accuracy.

Additionally, the sensor features robust signal processing capabilities to ensure high-resolution measurements, making it ideal for applications in various industries such as automotive, aerospace, and industrial automation. With its compact design and high durability, the PSCI inductive sensor offers a reliable and efficient solution for position sensing needs, even in harsh environments.

SIN/COS OUTPUT SIGNALS



Please always use the latest updated datasheets published on our website.

Disclaimer:

The product information in this catalog is for reference purposes. Please consult for the most up to date and accurate design information.

Piher Sensors & Controls S.A., its affiliates, agents, and employees, and all persons acting on its or their behalf (collectively, "Piher"), disclaim any and all liability for any errors, inaccuracies or incompleteness contained herein or in any other disclosure relating to any product described herein.

Piher disclaims any and all liability arising out of the use or application of any product described herein or of any information provided herein to the maximum extent permitted by law. The product specifications do not expand or otherwise modify Piher's terms and conditions of sale, including but not limited to the warranty expressed therein, which apply to these products.

No license, express or implied, by estoppel or otherwise, to any intellectual property rights is granted by this document or by any conduct of Piher.

The products shown herein are not designed for use in medical, life-saving, or life-sustaining applications unless otherwise expressly indicated. Customers using or selling Piher products not expressly indicated for use in such applications do so entirely at their own risk and agree to fully indemnify Piher for any damages arising or resulting from such use or sale. Please contact authorized Piher personnel to obtain written terms and conditions regarding products designed for such applications.

Product names and markings noted herein may be trademarks of their respective owners. Information contained in and/or attached to this catalogue may be subject to export control regulations of the European Community, USA, or other countries. Each recipient of this document is responsible to ensure that usage and/or transfer of any information contained in this document complies with all relevant export control regulations. If you are in any doubt about the export control restrictions that apply to this information, please contact the sender immediately. For any Piher Exports, Note: All products / technologies are EAR99 Classified commodities. Exports from the United States are in accordance with the Export Administration Regulations. Diversion contrary to US law is prohibited.

CONTACT

Piher Sensing Systems
 Polígono Industrial Municipal
 Vial T2, N°22
 31500 Tudela
 Spain
sales@piher.net
 Tel: +34 948 820 450

Rev-250424 © 2024 Piher Sensors & Controls S.A.