

# Bending Detection Sensor




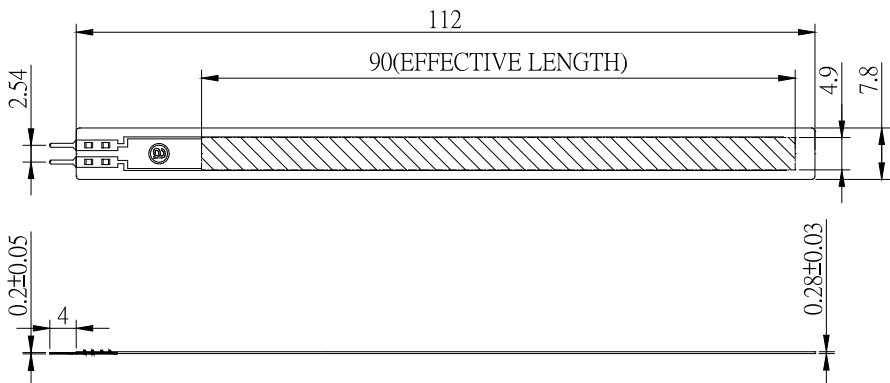
90 mm Effective Length

## Application

- ✓ Rehabilitation, Gaming and many applications.

## Feature


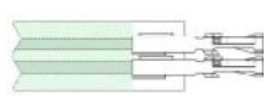
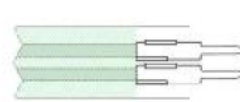
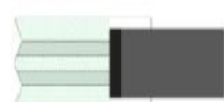
- ✓ Two-way bending detection, High-resolution and durable
- ✓ Can be fixed on steady and flexible surfaces.

Order Code	Outline Drawing
MB090-N-221-A01 	

## SPECIFICATION

MODEL	MB090-N-221-A01
ANGLE RANGE	0° ~ 180°
RESOLUTION	< 3°
ACTUATION ANGLE	< 5°
LIFE CYCLE	>1 Million
RESPONSE TIME	< 1ms
OPERATING TEMP	-20° ~ 70°
POWER RATING	1 Watt max. @25°C
EFFECTIVE LENGTH	90mm

## CONNECTOR OPTIONS

Bear Tail	Female Contacts	Solder Tabs (pin)	Female Contact with Housing
			

Design and specifications presented here are for the standard parts only. Please kindly contact us for your special requests and ask for the current technical specifications before purchase and/or use.