

Click to
ORDER
samples

AMEL15-277HAVZ



Encapsulated

The AMEL15-277HAVZ series is an efficient 15W AC-DC power supply module that offers a commercial input voltage range of 85-305VAC, output voltage ranges from 3.3-24V, low power consumption, high efficiency, high reliability and safer isolation.

This series has great operating temperatures, from -40°C to 85°C with full power up to 50°C and features an isolation of 4000VAC with OVC III for improved reliability and system safety. Furthermore, a high MTBF of 1,000,000h, output short circuit protection (OSCP), output over-current protection (OCP) and an output over-voltage protection (OVP) come standard with the series.

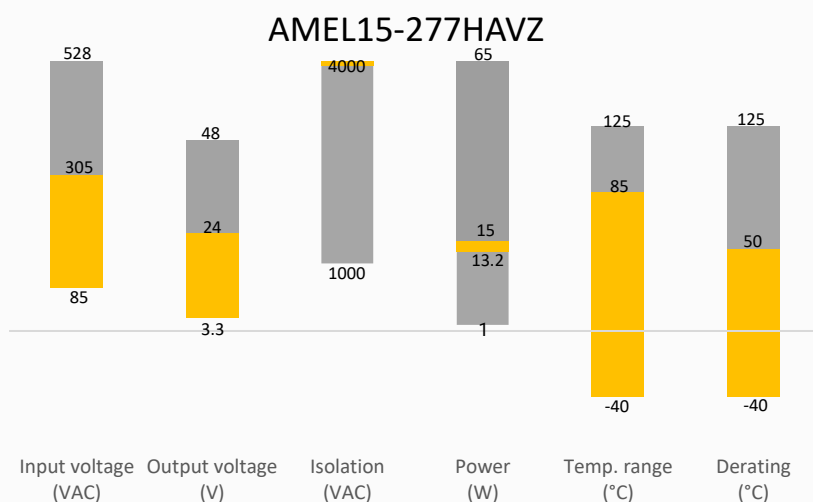
The AMEL15-277HAVZ is suitable for grid power, instrumentation, industrial controls, communication, civil, and medical applications.

Features

- Universal Input: 85 - 305VAC/100 - 430VDC
- Operating Temp: -40 °C to +85 °C
- High isolation voltage: 4000VAC
- Low ripple & noise, 120mV(p-p), max.
- Output short circuit, over-current, over-voltage protection
- Low no-load power consumption of 0.1W
- Agency approvals: IEC/EN62368, EN60335, EN61558
- Designed to meet: UL62368-1



Summary



Training



Product Training Video
(click to open)



Press Release

Coming Soon!

Application Notes

Applications



Power Grid



Industrial



Telecom



Instrumentation

Models & Specifications

Single Output

Model	Input Voltage (VAC/Hz)	Input Voltage (VDC)	Max Output wattage (W)	Output Voltage (V)	Output Current max (A)	Maximum capacitive load (μF)	Efficiency @ 230VAC Typ. (%)
AMEL15-3S277HAVZ	85-305/47-63	100-430	13.2	3.3	4	6600	79
AMEL15-5S277HAVZ	85-305/47-63	100-430	15	5	3	5000	80
AMEL15-9S277HAVZ	85-305/47-63	100-430	15	9	1.67	3000	84
AMEL15-12S277HAVZ	85-305/47-63	100-430	15	12	1.25	2000	85
AMEL15-15S277HAVZ	85-305/47-63	100-430	15	15	1	1500	85
AMEL15-24S277HAVZ	85-305/47-63	100-430	15	24	0.625	680	87

Input Specifications

Parameters	Conditions	Typical	Maximum	Units
Input current	115VAC		500	mA
	230VAC		300	mA
Inrush current	115VAC	30		A
	230VAC	60		A
Leakage	277VAC, 50Hz		0.1	mA RMS
Recommended External Fuse	2A/300V, Slow blow, *required*			

Output Specifications

Parameters	Conditions	Typical	Maximum	Units
Voltage accuracy		±2		%
Line regulation	Full load	±0.5		%
Load regulation	0-100% load	±1		%
Ripple & Noise*	20MHz bandwidth	70	120	mV p-p
Start-up time		1		S
Hold up time	115VAC	10		ms
	230VAC	55		ms

* Ripple and Noise are measured at 20MHz bandwidth with a 10μF electrolytic capacitor and a 1μF ceramic capacitor. Please refer to the application note for specific details.

Isolation Specification

Parameters	Conditions	Typical	Maximum	Units
Tested I/O voltage	60 sec, leakage ≤ 5mA	4000		VAC
Resistance	500VDC	>100		MΩ

General Specifications

Parameters	Conditions	Typical	Maximum	Units
Protection class	Class II			
Overvoltage category	OVC III			
Over current protection	Auto recovery	≥ 110		% of Iout

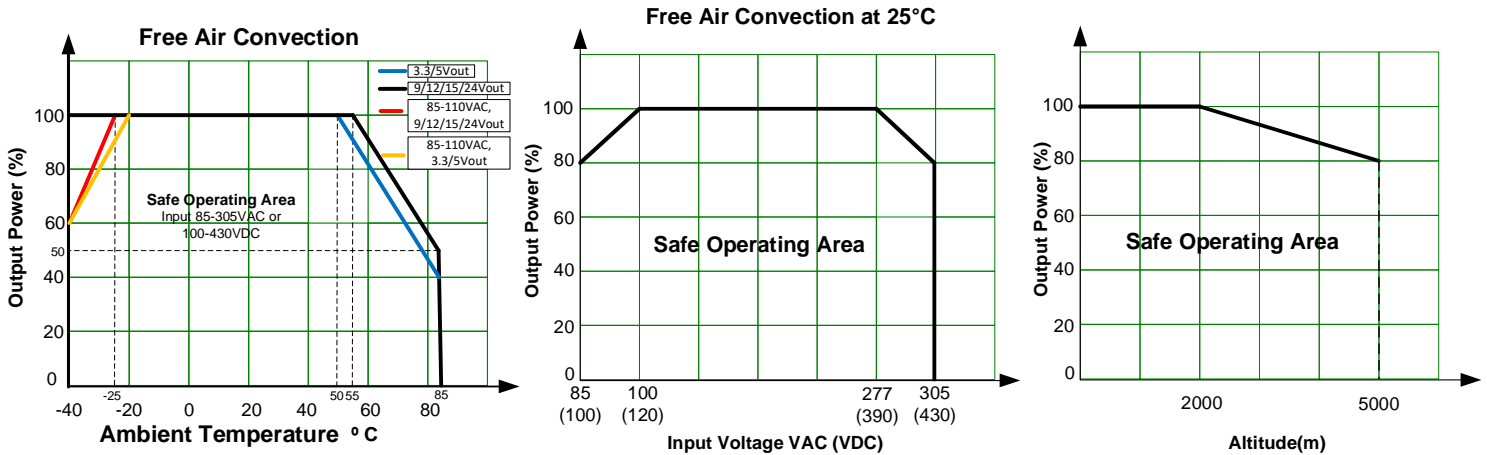
Over voltage protection	3.3, 5Vout, voltage clamp, hiccup		7.5	VDC
	9Vout, voltage clamp, hiccup		15	VDC
	12, 15Vout, voltage clamp, hiccup		20	VDC
	24Vout, voltage clamp, hiccup		30	VDC
Short circuit protection	Hiccup, Continuous, Auto recovery			
Switching Frequency		65		KHz
Operating altitude			5000	m
Operating temperature	See derating graph	-40 to +85		°C
Storage temperature		-40 to +105		°C
Reflow soldering temperature	Duration 5 - 10s	260		°C
Manual soldering temperature	Duration 3 - 5s	360		°C
No-load power consumption	24Vout model		0.12	W
	others		0.1	W
Power Derating	-40 °C to -20 °C, 85VAC to 110VAC, 3.3/5Vout	2		%/°C
	-40 °C to -25 °C, 85VAC to 110VAC, 9/12/15/24Vout	2.67		%/°C
	+50 °C to +85 °C, 3.3/5Vout	1.71		%/°C
	+55 °C to +85 °C, 9/12/15/24Vout	1.67		%/°C
	85VAC to 100VAC	1.33		%/VAC
	277VAC to 305VAC	0.71		%/VAC
	2000 - 5000m	6.7		%/km
Temperature coefficient		±0.02		%/°C
Cooling	Free air convection			
Humidity	Non-condensing		95	% RH
Case material	Plastic (flammability to UL 94V-0)			
Weight		36		g
Dimensions (L x W x H)	1.80 x 1.00 x 0.85 inches (45.70 x 25.40 x 21.50 mm)			
MTBF	> 1 000 000 hrs (MIL-HDBK -217F, t=+25°C)			
NOTE: All specifications in this datasheet are measured at an ambient temperature of 25°C, humidity<75%, nominal input voltage and at rated output load unless otherwise specified.				

Safety Specifications

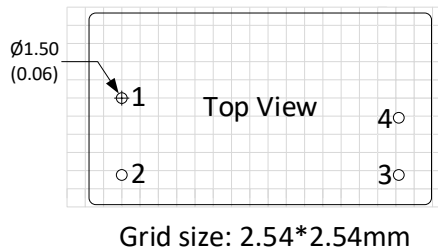
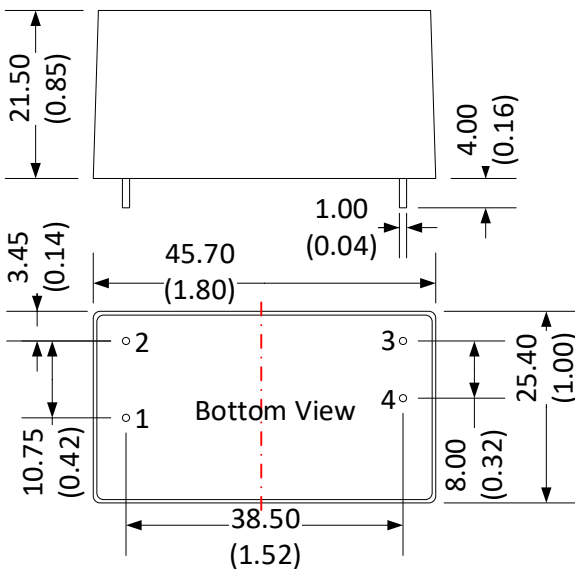
Parameters

Agency Approvals	IEC/EN62368, EN60335, EN61558		
Standards	Designed to meet UL62368		
	EMC - Conducted and radiated emission	CISPR32 / EN55032, class B	

Derating



Dimensions



Pin Output Specifications	
Pin	Function
1	AC Input (L)
2	AC Input (N)
3	-V Output
4	+V Output

Note:
Unit: mm(inch)
General tolerance: ± 0.5 (± 0.02)
Pin diameter tolerance: ± 0.1 (± 0.004)

NOTE: 1. Datasheets are updated as needed and as such, specifications are subject to change without notice. Once printed or downloaded, datasheets are no longer controlled by Aimtec; refer to www.aimtec.com for the most current product specifications. 2. Product labels shown, including safety agency certifications on labels, may vary based on the date manufactured. 3. Mechanical drawings and specifications are for reference only. 4. All specifications are measured at an ambient temperature of 25°C, humidity<75%, nominal input voltage and at rated output load unless otherwise specified. 5. Aimtec may not have conducted destructive testing or chemical analysis on all internal components and chemicals at the time of publishing this document. CAS numbers and other limited information are considered proprietary and may not be available for release. 6. This product is not designed for use in critical life support systems, equipment used in hazardous environments, nuclear control systems or other such applications which necessitate specific safety and regulatory standards other the ones listed in this datasheet. 7. Warranty is in accordance with Aimtec's standard Terms of Sale available at www.aimtec.com.