

# MW170

## Universal 6-12 Watt Series



**Medical / Switch Mode Power Supply**

**3 Year Warranty**

- 100-240 VAC Universal Input
- Desktop and Wall Plug Style with Interchangeable Blades\* (Kit Sold Separately)
- Single Output to 12W
- Eight Models Available; 3.3V to 24V
- Regulated Output with Low Ripple
- Impact Resistant Polycarbonate Enclosure
- Modified and Custom Designs
- No Load Power Consumption < 0.75W
- Meets ENERGY STAR Program Requirements see reverse side for details



\*Photo shows optional blades kit



**International Safety Standard Approvals**



## Specifications

### Output Specifications

Line and Load Voltage Regulation	Excluding cord	+/-1%
Ripple		1% Vp-p max.
Transient Response		0.5ms for 50% Load change Typical
Protection		Over-current Protection (Hiccup) Short Circuit Protection

### Input Specifications

Input Voltage Range	Universal input	100-240VAC -10%, +10%
Line Frequency		47-63Hz
Input Current	90VAC Input	0.4A max.
Protection		Internal Primary Current Fuse, Inrush Limiting

### Environmental Specifications

Thermal Performance	Operating temperature full load, no derating convectional cooling Non vented case	0° C to 40° C
Relative Humidity	Non-condensing	5% to 95%
Altitude		0-10,000 feet

### General Specifications

Topology	Switching-Fixed Frequency Flyback
Efficiency	70% min.
Hold-up Time	@120VAC 18ms min.
Dielectric Withstand	4,000VAC, 5,656VDC Primary-Secondary
Storage Temp	-30° C to 85° C
Approvals and Safety Standards	UL60601-1 IEC/EN60601-1 EMC : EN60601-1-2 EN55024
MTBF	100,000 Calculated Hours
Case and Dimension	IEC320-C8 Inlet 3.06L x 1.81W x 1.30H (in) 77.7L x 46.0W x 33.0H (mm)
Case Material	Black 94V0 Polycarbonate
Cord and Connectors	6ft. 2 Conductor, 18AWG, AULT#3 Connector. Other connectors are also available.

# MW170

## Universal 6-12 Watt Series

**Medical / Switch Mode Power Supply**







For the most current data and application support visit [www.slpower.com](http://www.slpower.com)

Ault Part Number	Output Voltage	Output Currents		Max Watts	Ripple Vp-p max.
		Min	Max		
MW170KA03XX*	3.3 V	0.00 A	2.00 A	6.6 W	50 mV
MW170KA05XX	5 V	0.00 A	2.00 A	10.0 W	50 mV
MW170KA06XX	6 V	0.00 A	2.00 A	12.0 W	60 mV
MW170KA09XX	9 V	0.00 A	1.50 A	13.5 W	90 mV
MW170KA12XX	12 V	0.00 A	1.25 A	15.0 W	120 mV
MW170KA15XX	15 V	0.00 A	1.00 A	15.0 W	150 mV
MW170KA18XX	18 V	0.00 A	0.83 A	15.0 W	180 mV
MW170KA24XX	24 V	0.00 A	0.63 A	15.2 W	240 mV

### Ault Part Number Key




MW170	K	A	03	XX
Product Family Name	Manufacturing Location	Design Revision Changes	Voltage DC	Connector Number

### Input Configuration

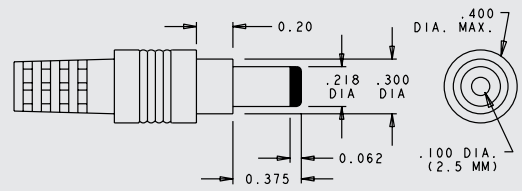
					
IEC320 w/ground C14 (F)	IEC320 w/o ground C18 (Q)	Shaver C8 (N)	N. America/ Japan (B)	Europe (M)	United Kingdom (G)

Specify the Input Configuration Code in your order.

### Optional AC Interchangeable Blade Kit - KT1027K

		
Europe (M)	United Kingdom (G)	Australian (E)

### Pin Connections

<b>3</b>	
	Pinout Code
	Center contact: positive
	Description
	Switchcraft 760 plug or equivalent
Suggested Mating	
Switchcraft 712A jack or equivalent	
Other Connectors are available by special order	

### Energy Star Specifications

Power Supplies that are single voltage external AC to DC and AC to AC included with other retail products and single voltage external AC to DC or AC to AC power supplies sold separately; and consumer audio and video equipment, which includes compact audio products, DVD players and recorders as well as television adapters. (Please refer to the reverse side of data sheet for specifications and marking protocol.)

#### Energy-Efficiency Criteria for Active Mode

To be eligible for ENERGY STAR qualification, an external power supply must meet or exceed a minimum efficiency for Active Mode, which varies based on the model's nameplate output power. The table below outlines the equations for determining minimum average efficiency.

Nameplate Output Power	Minimum Average Efficiency in Active Mode
0 to ≤ 1 watt	≥ 0.49 * P <sub>no</sub>
> 1 to ≤ 49 watts	≥ [0.09 * Ln (Nameplate Output)] + 0.49
> 49 watts	≥ 0.84

#### Energy Consumption Criteria for No Load

The second half of the ENERGY STAR specification is the No-Load power requirement, which specifies the maximum AC power that may be used by a qualifying external power supply in the No-Load condition. Maximum power consumption levels for No-Load Mode are provided below.

Nameplate Output Power	Maximum Power in No-Load
0 to < 10 watts	≤ 0.5 watts
≥ 10 to ≤ 250 watts	≤ 0.75 watts

\*Does not meet Energy Star requirements



SL Power Electronics Corp • 6050 King Drive • Ventura, CA 93003 • Phone:805.486.4565 • Fax:805.487.8911 • Email:[info@slpower.com](mailto:info@slpower.com) • [www.slpower.com](http://www.slpower.com)

Data Sheet © 2007 SL Power Electronics Corp. The information and specifications contained in this data sheet are believed to be correct at time of publication.

However, SL Power accepts no responsibility for consequences arising from reproduction errors or inaccuracies. Specifications are subject to change without notice.

Rev.08/27/07